



243 Allen Street
State College, PA 16801
(814) 234-7109

BOROUGH WIDE
2008
TRAFFIC COUNTS FOR DOWNTOWN AND
EAST HIGHLANDS NEIGHBORHOODS

Prepared By:

STAHL
SHEAFFER
ENGINEERING, LLC

3939 S. Atherton Street, Suite B
State College, PA 16801
(814) 689-1562

Submitted: January 2009

Borough-wide Traffic Count Summary Table

Borough of State College, Centre Co., PA

Count No.	Seg. No.	STREET	FROM	TO	2000-2004 Data				2008-2011 Data					
					Count Date	Recorded Volume		85th %ile Speed		Count Date	Recorded Volume		85th %ile Speed	
						Direction	Total	Direction	Total		Direction	Total		
WEST COLLEGE HEIGHTS														
1	1-1	Arbor Way	Sunset Road	Atherton Street	09/18/03	E 98 W 112	210	E 29 W 29	29		E W		0	
2	1-2	Clarence Avenue	Franklin Street	Fairway Road	09/23/03	E 17 W 13	30	E 23 W 23	23		E W		0	
3	1-3	Fairway Road	Ridge Avenue	Hillcrest Avenue	09/23/03	N 131 S 157	288	N 25 S 26	26		N S		0	
4	1-4	Glenn Road	Hillcrest Avenue	Ridge Avenue	09/18/03	N 46 S 101	147	N 29 S 30	30		N S		0	
5	1-5	Glenn Road	Hillcrest Avenue	Taylor Street	09/23/03	E 100 W 102	202	E 30 W 30	30		E W		0	
6	1-6	Martin Terrace	Glenn Road	Hillcrest Avenue	09/23/03	E 207 W 229	436	E 34 W 33	34		E W		0	
7	1-7	Orlando Avenue	Taylor Street	Glenn Avenue	09/23/03	E 94 W 103	197	E 28 W 29	29		E W		0	
8	1-8	Sunset Road	Ridge Avenue	Hillcrest Avenue	09/23/03	N 123 S 126	249	N 26 S 24	25		N S		0	
9	1-9	Taylor Street	Glenn Road	Martin Terrace	09/23/03	N 367 S 362	729	N 34 S 33	34		N S		0	
10	1-10	West Park Avenue	Sunset Road	Atherton Street	09/18/03	E NA W 130	130	E NA W 19	19		E W		0	
11	1-11	West View Avenue	Franklin Street	Fairway Road	09/18/00	E 64 W 50	114	E 24 W 23	24		E W		0	
179	1-12	Sunset Road	Arbor Way	Ridge Avenue	11/06/03	N 102 S 132	234	N 24 S 25	25		N S		0	
180	1-13	Sunset Road	Ridge Avenue	West Park Avenue	11/06/03	N 104 S 43	147	N 23 S 20	22		N S		0	
181	1-14	Ridge Avenue	Sunset Road	Atherton Street	11/06/03	E 327 W 81	408	E 31 W 29	30		E W		0	
182	1-15	North Patterson Street	College Avenue	Borough Line	11/04/03	N 652 S 874	1526	N 25 S 25	25		N S		0	
183	1-16	North Sparks Street	College Avenue	Borough Line	11/04/03	N 427 S 405	832	N 25 S 25	25		N S		0	
184	1-17	North Barnard Street	College Avenue	Borough Line	11/04/03	N 711 S 1684	2395	N 25 S 25	25		N S		0	
EAST COLLEGE HEIGHTS														
12	2-1	Hillcrest Avenue	Woodland Drive	North Allen Street	09/25/03	E 250 W 349	599	E 30 W 30	30		E W		0	
13	2-2	Adams Avenue	North Allen Street	Terminus	09/25/03	E 50 W 68	118	E 28 W 28	28		E W		0	
14	2-3	Ferguson Avenue	McKee Street	Terminus	09/25/03	E 20 W 21	41	E 18 W 14	16		E W		0	

Borough-wide Traffic Count Summary Table

Borough of State College, Centre Co., PA

Count No.	Seg. No.	STREET	FROM	TO	2000-2004 Data				2008-2011 Data				
					Count Date	Recorded Volume		85th %ile Speed		Count Date	Recorded Volume		85th %ile Speed
						Direction	Total	Direction	Total		Direction	Total	
15	2-4	Hartswick Avenue	North Allen Street	McKee Street	09/25/03	E 59 W 81	140	E 25 W 25	25		E W	0	
16	2-5	Hillcrest Avenue	Atherton Street	North Burrowes	09/25/03	E 286 W 367	653	E 14 W 14	14		E W	0	
17	2-6	Holmes Street	Hartswick Avenue	Park Avenue	09/25/03	N 138 S 103	241	N 28 S 29	29		N S	0	
18	2-7	Jackson Street	Mitchell Avenue	Adams Avenue	09/25/03	N 35 S 46	81	N 28 S 29	29		N S	0	
19	2-8	McKee Street	Hartswick Avenue	Park Avenue	09/25/03	N 256 S 219	475	N 29 S 28	29		N S	0	
20	2-9	Mitchell Avenue	Atherton Street	North Allen Street	09/23/03	E 105 W 112	217	E 30 W 28	29		E W	0	
21	2-10	Mitchell Avenue	North Allen Street	Terminus	09/30/03	E 32 W 13	45	E 23 W 23	23		E W	0	
22	2-11	North Burrowes	Park Avenue	Ridge Avenue	09/30/03	N 131 S 124	255	N 24 S 23	24		N S	0	
23	2-12	North Burrowes	Ridge Avenue	Hillcrest Avenue	09/30/03	N 21 S 21	42	N 20 S 19	20		N S	0	
24	2-13	Ridge Avenue	Atherton Street	North Allen Street	09/30/03	E 81 W 195	276	E 27 W 30	29		E W	0	
25	2-14	Thomas Street	North Allen Street	Mitchell Avenue	09/30/03	N 62 S 30	92	N 29 S 25	27		N S	0	
26	2-15	Thomas Street	Mitchell Avenue	Adams Avenue	09/30/03	N 58 S 77	135	N 23 S 24	24		N S	0	
27	2-16	Woodland Drive	Atherton Street	Adams Avenue	09/30/03	E 42 W 49	91	E 23 W 24	24		E W	0	
185	2-17	Adams Avenue	Thomas Street	North Allen Street	11/06/03	E 131 W 195	326	E 19 W 20	20		E W	0	
186	2-18	North Allen Street	Park Avenue	Burrowes Street	11/06/03	N 364 S 363	727	N 25 S 23	24		N S	0	
187	2-19	North Allen Street	Thomas Street	Borough Line	11/06/03	N 328 S 323	651	N 34 S 33	34		N S	0	
GREENTREES													
28	3-1	Amelia Avenue	Grace Street	Crabapple Drive	04/15/03	E 136 W 149	285	E 28 W 29	29		E W	0	
29	3-2	Barley Way	Crabapple Drive	Bayberry Drive	04/15/03	E 62 W 84	146	E 25 W 27	26		E W	0	
30	3-3	Bayberry Drive	Blue Course Drive	Westerly Parkway	04/15/03	N 493 S 396	889	N 35 S 34	35		N S	0	
31	3-4	Crabapple Drive	Grace Street	Hedgerow Drive	04/15/03	N 252 S 247	499	N 33 S 33	33		N S	0	
32	3-5	Grace Street	Crabapple Drive	Borough Line	04/15/03	N 137 S 116	253	N 29 S 29	29		N S	0	

Borough-wide Traffic Count Summary Table

Borough of State College, Centre Co., PA

Count No.	Seg. No.	STREET	FROM	TO	2000-2004 Data				2008-2011 Data				
					Count Date	Recorded Volume		85th %ile Speed		Count Date	Recorded Volume		85th %ile Speed
						Direction	Total	Direction	Total		Direction	Total	
33	3-6	Grace Street	Crabapple Drive	Bayberry Drive	04/15/03	N 242 S 246	488	N 28 S 29	29		N S	0	
34	3-7	O'Bryan Lane	Waupelani Drive	Westerly Parkway	04/17/03	N 2501 S 2944	5445	N 30 S 30	30		N S	0	
35	3-8	Oneida Street	Waupelani Drive	Westerly Parkway	04/17/03	N 155 S 106	261	N 32 S 30	31		N S	0	
36	3-9	Saxton Drive	Bayberry Drive	South Sparks Street	04/17/03	N 243 S 188	431	N 33 S 33	33		N S	0	
37	3-10	Saxton Drive	Westerly Parkway	Bayberry Drive	04/17/03	N 627 S 612	1239	N 32 S 31	32		N S	0	
38	3-11	South Sparks Street	Saxton Drive	Westerly Parkway	04/17/03	E 382 W 336	718	E 33 W 34	33		E W	0	
39	3-12	Southgate Drive	Blue Course Drive	Waupelani Drive	04/17/03	E 784 W 704	1488	E 34 W 35	35		E W	0	
40	3-13	Stratford Court	Blue Course Drive	Blue Course Drive	04/17/03	N 97 S 78	175	N 20 S 20	20		N S	0	
199	3-14	Stratford Drive	Blue Course Drive	Waupelani Drive	11/20/03	E 276 W 622	898	E 35 W 35	35		E W	0	
42	3-15	Webster Drive	Bayberry Drive	Saxton Drive	04/15/03	E 100 W 68	168	E 30 W 29	29		E W	0	
43	3-16	Wheatfield Drive	Webster Drive	Saxton Drive	04/15/03	E 41 W 44	85	E 27 W 27	27		E W	0	
188	3-17	Hedgerow Drive	Westerly Parkway	Crabapple Drive	11/04/03	N 604 S 612	1216	N 30 S 29	28		N S	0	
HOLMES FOSTER													
44	4-1	Corl Street	Borough Line	Westerly Parkway	03/25/03	N 1508 S 883	2391	N 34 S 33	34		N S	0	
45	4-2	Dorum Avenue	Corl Street	Westerly Parkway	03/25/03	E 36 W 146	182	E 30 W 30	30		E W	0	
46	4-3	Metz Avenue	Osmond Street	South Buckhout Street	03/25/03	E 76 W 91	167	E 29 W 32	31		E W	0	
47	4-4	Nittany Avenue	Patterson Street	South Sparks Street	03/25/03	E 51 W 80	131	E 15 W 14	14		E W	0	
48	4-5	Nittany Avenue	South Sparks Street	Atherton Street	03/25/03	E 78 W 149	227	E 13 W 15	14		E W	0	
49	4-6	Osmond Street	Corl Street	Borough Line	03/25/03	E 136 W 102	238	E 30 W 30	30		E W	0	
50	4-7	Patterson Street	Fairmount Avenue	Beaver Avenue	03/25/03	N 121 S 114	235	N 15 S 14	14		N S	0	
51	4-8	Prospect Avenue	South Sparks Street	Atherton Street	03/20/03	E 305 W 294	599	E 30 W 31	31		E W	0	
52	4-9	South Barnard Street	Prospect Avenue	Fairmount Avenue	03/20/03	N 138 S 77	215	N 28 S 24	27		N S	0	

Borough-wide Traffic Count Summary Table

Borough of State College, Centre Co., PA

Count No.	Seg. No.	STREET	FROM	TO	2000-2004 Data				2008-2011 Data				
					Count Date	Recorded Volume		85th %ile Speed		Count Date	Recorded Volume		85th %ile Speed
						Direction	Total	Direction	Total		Direction	Total	
53	4-10	South Barnard Street	West Foster Avenue	Beaver Avenue	03/20/03	N 409 S 467	876	N 14 S 14	14		N S	0	
54	4-11	South Barnard Street	Fairmount Avenue	West Foster Avenue	03/20/03	N 213 S 196	409	N 14 S 14	14		N S	0	
55	4-12	South Buckhout Street	West Fairmount Avenue	Beaver Avenue	03/20/03	N 273 S 511	784	N 31 S 30	30		N S	0	
56	4-13	South Gill Street	Prospect Avenue	Fairmount Avenue	03/20/03	N 90 S 95	185	N 26 S 28	28		N S	0	
57	4-14	South Gill Street	Fairmount Avenue	West Foster Avenue	03/20/03	N 163 S 124	287	N 14 S 14	14		N S	0	
HOLMES FOSTER (CONTINUED)													
58	4-15	South Gill Street	West Foster Avenue	Beaver Avenue	03/20/03	N 286 S 242	528	N 14 S 14	14		N S	0	
59	4-16	South Sparks Street	Westerly Parkway	Fairmount Avenue	03/18/03	N 721 S 729	1450	N 31 S 35	33		N S	0	
60	4-17	South Sparks Street	Fairmount Avenue	Beaver Avenue	03/18/03	N 949 S 787	1736	N 36 S 34	35		N S	0	
61	4-18	West Fairmount Avenue	Westerly Parkway	South Buckhout Street	03/18/03	E 416 W 520	936	E 32 W 34	34		E W	0	
62	4-19	West Fairmount Avenue	South Buckhout Street	South Sparks Street	03/18/03	E 286 W 181	467	E 30 W 30	30		E W	0	
63	4-20	West Fairmount Avenue	South Sparks Street	Atherton Street	03/18/03	E 139 W 124	263	E 14 W 14	14		E W	0	
64	4-21	West Foster Avenue	South Buckhout Street	South Sparks Street	03/18/03	E 183 W 189	372	E 30 W 30	30		E W	0	
65	4-22	West Foster Avenue	South Sparks Street	Atherton Street	03/18/03	E 349 W 449	798	E 32 W 30	31		E W	0	
66	4-23	West Hamilton Avenue	Westerly Parkway	South Sparks Street	03/18/03	E 242 W 213	455	E 14 W 14	14		E W	0	
189	4-24	Buckhout Street	Beaver Avenue	Metz Avenue	11/04/03	N 413 S 746	1159	N 31 S 32	32		N S	0	
HOLMES FOSTER													
67	5-1	Barnard Street	Beaver Avenue	West College Avenue	09/18/03	N 968 S 1682	2650	N 26 S 28	27		N S	0	
68	5-2	Gill Street	Beaver Avenue	West College Avenue	09/18/03	N 313 S 651	964	N 26 S 27	27		N S	0	
69	5-3	Patterson Street	Beaver Avenue	West College Avenue	09/18/03	N 201 S 916	1117	N 27 S 28	28		N S	0	
70	5-4	Sparks Street	Beaver Avenue	West College Avenue	09/18/03	N 605 S 1080	1685	N 26 S 27	27		N S	0	

Borough-wide Traffic Count Summary Table

Borough of State College, Centre Co., PA

Count No.	Seg. No.	STREET	FROM	TO	2000-2004 Data						2008-2011 Data					
					Count Date	Recorded Volume		85th %ile Speed		Count Date	Recorded Volume		85th %ile Speed			
						Direction	Total	Direction	Total		Direction	Total				
DOWNTOWN																
71	6-1	Burrowes Street	Beaver Avenue	West College Avenue	09/16/03	N 1717 S 2611	4328	N 26 S 25	26	09/30/08	N 1381 S 2978	4359	24			
72	6-2	Garner Street	Beaver Avenue	West College Avenue	10/02/03	N 5574 S 2960	8534	N 26 S 24	25	09/30/08	N 3182 S 1948	5130	26			
HIGHLANDS																
73	7-1	Burrowes Street	Beaver Avenue	Fairmount Avenue	04/24/03	N 39 ⁽¹⁾ S 1337	1376 ⁽¹⁾	N 13 ⁽¹⁾ S 29	29 ⁽¹⁾	09/30/08	N S 1012	1012	27			
74	7-2	Crestmont Avenue	Fraser Street	Walnut Street	04/22/03	E 51 W 80	131	E 27 W 29	29	09/23/08	E 50 W 51	101	28			
75	7-3	Crestmont Avenue	Walnut Street	South Allen Street	04/22/03	E 84 W 90	174	E 28 W 25	27	09/23/08	E 77 W 67	144	27			
76	7-4	Fairmount Avenue	Atherton Street	Burrowes Street	04/29/03	E 620 W 528	1148	E 29 W 30	30	09/23/08	E 804 W 611	1415	29			
77	7-5	Fairmount Avenue	Burrowes Street	Fraser Street	04/29/03	E 1474 W 448	1922	E 28 W 29	28	09/23/08	E 1355 W 588	1943	28			
78	7-6	Fairmount Avenue	Fraser Street	South Allen Street	04/29/03	E 917 W 724	1641	E 30 W 30	30	09/25/08	E 1230 W 831	2061	29			
79	7-7	Fairmount Avenue	South Allen Street	Pugh Street	04/29/03	E 895 W 791	1686	E 29 W 29	29	09/25/08	E 954 W 772	1726	28			
80	7-8	Fairmount Avenue	Pugh Street	Garner Street	04/29/03	E 789 W 666	1455	E 30 W 30	30	09/25/08	E 809 W 708	1517	30			
81	7-9	Fairmount Avenue	Garner Street	Hetzel Street	09/30/03	E 275 W 127	402	E 14 W 14	14	09/25/08	E 292 W 125	417	29			
82	7-10	Foster Avenue	Burrowes Street	Atherton Street	04/24/03	E 659 W 686	1345	E 27 W 25	01/25/00	09/30/08	E 327 W 388	715	24			
83	7-11	Foster Avenue	Burrowes Street	Fraser Street	04/24/03	E 812 W 219	1031	E 25 W 24	25	10/02/08	E 597 W 342	939	24			
84	7-12	Foster Avenue	South Allen Street	Pugh Street	04/29/03	E 727 W 648	1375	E 24 W 27	25	10/02/08	E 1103 W 1002	2105	23			
85	7-13	Foster Avenue	Pugh Street	Garner Street	04/29/03	E 682 W 1154	1836	E 29 W 28	29	10/02/08	E 743 W 866	1609	29			
86	7-14	Foster Street	Garner Street	University Drive	9/23/02- 9/29/02	E 497 W 801	1298	E (2) W (2)	28	10/02/08	E 445 W 513	958	24			
87	7-15	Fraser Street	Beaver Avenue	Fairmount Avenue	04/24/03	N 1414 S 31 ⁽¹⁾	1445 ⁽¹⁾	N 32 S 13 ⁽¹⁾	32 ⁽¹⁾	10/07/08	N 1261 S	1261	30			
88	7-16	Garner Street	Beaver Avenue	Foster Avenue	9/9/02- 9/13/02	N 2584 S 3586	6170	N (2) S (2)	28	10/07/08	N 2062 S 2547	4609	29			
89	7-17	Garner Street	Foster Avenue	Fairmount Avenue	10/02/03	N 2289 S 2892	5181	N 34 S 35	35	10/07/08	N 1742 S 2166	3908	35			
90	7-18	Garner Street	Fairmount Avenue	Prospect Avenue	10/02/03	N 1903 S 2337	4240	N 34 S 33	34	10/07/08	N 1446 S 1698	3144	35			
91	7-19	Garner Street	Prospect Avenue	Easterly Parkway	9/9/02- 9/13/02	N 1256 S 1517	2773	N (2) S (2)	34	10/14/08	N 959 S 1198	2157	37			

Borough-wide Traffic Count Summary Table

Borough of State College, Centre Co., PA

Count No.	Seg. No.	STREET	FROM	TO	2000-2004 Data				2008-2011 Data							
					Count Date	Recorded Volume		85th %ile Speed		Count Date	Recorded Volume		85th %ile Speed			
						Direction	Total	Direction	Total		Direction	Total				
92	7-20	Hamilton Avenue	Atherton Street	Fraser Street	04/24/03	E	1552	2980	E	33	33	11/11/08	E	941	2120	33
						W	1428		W	33		W	1179			
93	7-21	Hamilton Avenue	Fraser Street	South Allen Street	04/24/03	E	1369	2687	E	34	35	11/13/08	E	1618	3053	32
						W	1318		W	35		W	1435			
94	7-22	Hamilton Avenue	South Allen Street	Pugh Street	05/01/03	E	1005	2068	E	29	29	11/18/08	E	756	1556	28
						W	1063		W	29		W	800			
95	7-23	Hamilton Avenue	Pugh Street	Garner Street	05/01/03	E	811	1825	E	34	33	10/14/08	E	612	1378	31
						W	1014		W	33		W	766			
96	7-24	Hamilton Avenue	Garner Street	University Drive	9/9/02-9/13/02	E	664	1354	E	(2)	33	10/09/08	E	584	1126	25
						W	690		W	(2)		W	542			
192	7-24	Hamilton Avenue	Garner Street	University Drive	11/18/03	E	593	1279	E	35	35	NA	E	NA	NA	NA
						W	686		W	35		W	NA			
97	7-25	Hetzel Street	Beaver Avenue	Foster Avenue	10/02/03	N	455	468	N	23	22	10/14/08	N	585	585	20
						S	13		S	20		S				
98	7-26	Hetzel Street	Foster Avenue	Fairmount Avenue	10/02/03	N	434	531	N	25	25	10/14/08	N	356	416	29
						S	97		S	25		S	60			
99	7-27	Hetzel Street	Fairmount Avenue	Prospect Avenue	10/7/02-10/11/02	N	285	443	N	(2)	28	10/16/08	N	320	493	26
						S	158		S	(2)		S	173			
100	7-28	Hetzel Street	Prospect Avenue	Hamilton Avenue	10/7/02-10/11/02	N	98	175	N	(2)	27	10/16/08	N	80	161	26
						S	77		S	(2)		S	81			
101	7-29	High Street	Beaver Avenue	Foster Avenue	9/23/02-9/27/02	N	438	504	N	(2)	01/26/00	10/16/08	N	460	530	25
						S	66		S	(2)		S	70			
102	7-30	High Street	Foster Avenue	Fairmount Avenue	10/02/03	N	44	78	N	14	15	10/16/08	N	46	89	14
						S	34		S	16		S	43			
103	7-31	Irvin Avenue	Fraser Street	Walnut Street	04/22/03	E	185	328	E	29	30	10/21/08	E	169	319	32
						W	143		W	31		W	150			
104	7-32	Irvin Avenue	Walnut Street	South Allen Street	04/22/03	E	210	359	E	30	29	10/21/08	E	203	357	30
						W	149		W	29		W	154			
105	7-33	Irvin Avenue	South Allen Street	Pugh Street	05/01/03	E	135	268	E	29	28	10/21/08	E	118	279	29
						W	133		W	27		W	161			
106	7-34	Irvin Avenue	Pugh Street	Garner Street	05/01/03	E	167	339	E	36	36	10/21/08	E	139	336	35
						W	172		W	35		W	197			
107	7-35	Irvin Avenue	Garner Street	University Drive	9/9/02-9/13/02	E	166	382	N	(1)	34	10/23/08	E	163	405	35
						W	216		S	(1)		W	242			
108	7-36	Keller Street	Foster Avenue	Prospect Avenue	9/23/02-9/27/02	N	173	221	N	(1)	31	10/23/08	N	188	243	33
						S	48		S	(1)		S	55			
109	7-37	Keller Street ⁽²⁾	Fairmount Avenue	Prospect Avenue	NA						NA	NA	NA	NA	NA	NA
110	7-38	Locust Lane	Beaver Avenue	Foster Avenue	05/01/03	N	1045	1045	N	27	27	10/23/08	N	864	864	24
						S	N/A		S	N/A		S				
111	7-39	Locust Lane	Foster Avenue	Fairmount Avenue	05/01/03	N	562	562	N	29	29	10/23/08	N	486	486	27
						S	N/A		S	N/A		S				
112	7-40	Locust Lane	Fairmount Avenue	Prospect Avenue	05/01/03	N	444	444	N	13	13	10/28/08	N	365	365	25
						S	N/A		S	N/A		S				

Borough-wide Traffic Count Summary Table

Borough of State College, Centre Co., PA

Count No.	Seg. No.	STREET	FROM	TO	2000-2004 Data				2008-2011 Data				
					Count Date	Recorded Volume		85th %ile Speed		Count Date	Recorded Volume		85th %ile Speed
						Direction	Total	Direction	Total		Direction	Total	
113	7-41	Locust Lane	Prospect Avenue	Hamilton Avenue	05/01/03	N 200 S N/A	200	N 25 S N/A	25	10/28/08	N 123 S	123	24
114	7-42	Logan Avenue	Fraser Street	Walnut Street	04/22/03	E 272 W 169	441	E 30 W 30	30	10/28/08	E 258 W 151	409	31
115	7-43	Logan Avenue	Walnut Street	South Allen Street	04/22/03	E 256 W 190	446	E 29 W 29	29	10/28/08	E 149 W 252	401	31
116	7-44	McCormick Avenue	Pugh Street	Garner Street	05/01/03	E 276 W 203	479	E 34 W 35	35	10/30/08	E 221 W 187	408	34
117	7-45	McCormick Avenue	Garner Street	University Drive	9/9/02- 9/13/02	N 212 S 192	404	N (1) S (1)	33	10/30/08	E 168 W 193	361	33
118	7-46	Nittany Avenue	Atherton Street	Burrowes Street	04/24/03	E 815 W 979	1794	E 26 W 25	25	10/30/08	E 1421 W 1156	2577	25
119	7-47	Nittany Avenue	Burrowes Street	Fraser Street	04/24/03	E 1050 W 868	1918	E 26 W 25	26	10/30/08	E 1371 W 1056	2427	24
120	7-48	Nittany Avenue	Fraser Street	South Allen Street	04/24/03	E 904 W 1179	2083	E 30 W 29	01/29/00	11/06/08	E 1005 W 1172	2177	29
(1) The data was collected as part of a different project. Directional speed data is not available. (2) The segment was removed from the original proposal.													
HIGHLANDS (CONTINUED)													
121	7-49	Nittany Avenue	South Allen Street	Pugh Street	04/24/03	E 717 W 573	1290	E 27 W 27	27	11/06/08	E 840 W 462	1302	25
122	7-50	Nittany Avenue	Pugh Street	Locust Lane	05/01/03	E 150 W 480	630	E 23 W 27	26	11/06/08	E 535 W 156	691	29
123	7-51	Old Boalsburg Road	South Allen Street	Easterly Parkway	05/01/03	N 179 S 126	305	N 29 S 29	29	09/18/08	N 182 S 136	318	30
124	7-52	Prospect Avenue	Atherton Street	Burrowes Street	04/29/03	E 243 W 301	544	E 34 W 34	34	11/06/08	E 209 W 272	481	32
125	7-53	Prospect Avenue	Burrowes Street	Fraser Street	04/29/03	E 259 W 310	569	E 33 W 32	33	11/11/08	E 271 W 293	564	32
126	7-54	Prospect Avenue	Fraser Street	South Allen Street	04/29/03	E 267 W 427	694	E 30 W 31	31	11/11/08	E 256 W 402	658	30
127	7-55	Prospect Avenue	South Allen Street	Pugh Street	04/29/03	E 378 W 536	914	E 29 W 29	29	11/11/08	E 373 W 500	873	29
128	7-56	Prospect Avenue	Pugh Street	Garner Street	04/29/03	E 459 W 738	1197	E 25 W 21	23	11/11/08	E 454 W 751	1205	29
129	7-57	Prospect Avenue	Garner Street	University Drive	10/7/02- 10/11/02	E 802 W 1255	2057	N (1) S (1)	28	11/13/08	E 700 W 1179	1879	24
130	7-58	South Allen Street	Beaver Avenue	Atherton Street	04/22/03	N 2836 S 2913	5749	N 34 S 35	34	11/13/08	N 2937 S 2915	5852	34

Borough-wide Traffic Count Summary Table

Borough of State College, Centre Co., PA

Count No.	Seg. No.	STREET	FROM	TO	2000-2004 Data				2008-2011 Data				
					Count Date	Recorded Volume		85th %ile Speed		Count Date	Recorded Volume		85th %ile Speed
						Direction	Total	Direction	Total		Direction	Total	
131	7-59	South Pugh Street	Beaver Avenue	Atherton Street	04/22/03	N 1671 S 1604	3275	N 34 S 33	34	11/13/08	N 1457 S 1397	2854	32
132	7-60	Walnut Street	Hamilton Avenue	Irvin Avenue	04/22/03	N 74 S 88	162	N 25 S 25	25	09/18/08	N 66 S 97	163	26
(1) The data was collected as part of a different project. Directional speed data is not available.													
HIGHLANDS (CONTINUED)													
133	7-61	Walnut Street	Irvin Avenue	Sunset Terrace	04/22/03	N 68 S 45	113	N 22 S 20	21	09/18/08	N 67 S 23	90	20
134	7-62	Walnut Street	Prospect Avenue	Hamilton Avenue	04/24/03	N 41 S 51	92	N 25 S 26	26	09/18/08	N 42 S 37	79	24
135	7-63	Waring Avenue	Pugh Street	Garner Street	05/01/03	E 81 W 125	206	E 33 W 33	33	11/13/08	E 88 W 122	210	34
136	7-64	Waring Avenue	Garner Street	University Drive	9/9/02-9/13/02	E 102 W 126	228	E (1) W (1)	33	11/18/08	E 90 W 160	250	34
178	7-65	South Burrowes Street	W. Prospect Avenue	W. Hamilton Avenue	4/24/03	N 45 S 56	111	N 24 S 27	26	11/20/08	N 64 S 33	97	24
190	7-66	Prospect Avenue	Hetzel Street	Keller Street	11/06/03	E 782 W 1116	1898	E 32 W 32	32	NA	NA NA	NA	NA
191	7-67	Foster Avenue	University Drive	Keller Street	11/06/03	E 773 W 253	1026	E 30 W 32	31	NA	NA NA	NA	NA
195	7-68	Fraser Street	Hamilton Avenue	Crestmont Avenue	11/04/03	N 337 S 330	667	N 30 S 30	30	NA	NA NA	NA	NA
193	7-69	Sunrise Terrace	Atherton Street	Allen Street	11/04/03	N 55 S 85	140	N 28 S 28	28	NA	NA NA	NA	NA
194	7-70	Fraser Street	Prospect Avenue	Hamilton Avenue	11/04/03	N 345 S 300	645	N 25 S 27	01/26/00	NA	NA NA	NA	NA
(1) Data collected as part of a different project. Two way speed data is not available.													
SOUTH HIGHLANDS													
137	8-1	Bradley Avenue	Pugh Street	Garner Street	03/27/03	E 127 W 95	222	E 14 W 14	14	03/24/09	E 106 W 95	201	34
138	8-2	Center Lane	Easterly Parkway	Atherton Street	03/25/03	N 60 S 59	119	N 13 S 13	13	03/19/09	N 55 S 51	106	24
139	8-3	Ellen Avenue	Old Boalsburg Road	Pugh Street	03/27/03	E 48 W 47	95	E 24 W 24	24	03/19/09	E 46 W 67	113	24
140	8-4	Ellen Avenue	Pugh Street	William Street	03/27/03	E 117 W 82	199	E 30 W 31	30	03/19/09	E 94 W 61	155	29
141	8-5	Garner Street	Easterly Parkway	Nimitz Avenue	04/10/03	N 281 S 280	561	N 33 S 35	34	03/19/09	N 244 S 299	543	35
142	8-6	Garner Street	Nimitz Avenue	Bradley Avenue	04/10/03	N 183 S 179	362	N 14 S 14	14	03/19/09	N 149 S 158	307	32
143	8-7	Homan Avenue	Pugh Street	Garner Street	03/27/03	E 101 W 102	203	E 14 W 15	14	03/24/09	E 81 W 89	170	33

Borough-wide Traffic Count Summary Table

Borough of State College, Centre Co., PA

Count No.	Seg. No.	STREET	FROM	TO	2000-2004 Data				2008-2011 Data							
					Count Date	Recorded Volume		85th %ile Speed		Count Date	Recorded Volume		85th %ile Speed			
						Direction	Total	Direction	Total		Direction	Total		Total		
144	8-8	Kemmerer Road	Easterly Parkway	Legion Avenue	04/10/03	E	145	291	E	13	14	03/24/09	E	80	177	30
						W	146		W	14			W	97		

Borough-wide Traffic Count Summary Table

Borough of State College, Centre Co., PA

Count No.	Seg. No.	STREET	FROM	TO	2000-2004 Data				2008-2011 Data				
					Count Date	Recorded Volume		85th %ile Speed		Count Date	Recorded Volume		85th %ile Speed
						Direction	Total	Direction	Total		Direction	Total	
145	8-9	Legion Avenue	Kemmerer Road	University Drive	04/10/03	E 94 W 109	203	E 32 W 33	32	03/24/09	E 67 W 71	138	30
146	8-10	Nimitz Avenue	Pugh Street	Garner Street	03/27/03	E 183 W 164	347	E 14 W 14	14	04/16/09	E 162 W 132	294	35
147	8-11	Nimitz Avenue	Garner Street	University Drive	03/27/03	E 449 W 392	841	E 14 W 13	13	03/26/09	E 373 W 351	724	33
148	8-12	Old Boalsburg Road	Easterly Parkway	Atherton Street	03/27/03	N 189 S 123	312	N 32 S 32	32	03/26/09	N 148 S 104	252	32
149	8-13	Pugh Street	Easterly Parkway	Atherton Street	04/22/03	N 1259 S 785	2044	N 38 S 39	39	03/26/09	N 1080 S 782	1862	37
150	8-14	Smithfield Street	Kemmerer Road	Nimitz Avenue	03/27/03	N 104 S 102	206	N 30 S 31	31	03/26/09	N 72 S 74	146	29
151	8-15	South Allen Street	Easterly Parkway	Atherton Street	04/22/03	N 2976 S 2863	5839	N 35 S 34	34	04/16/09	N 3077 S 2773	5850	35
152	8-16	William Street	Homan Avenue	Bradley Avenue	04/10/03	N 26 S 13	39	N 22 S 25	23	03/31/09	N 22 S 11	33	24
153	8-17	William Street	Easterly Parkway	Ellen Avenue	04/10/03	N 153 S 104	257	N 34 S 33	34	04/16/09	N 108 S 86	194	33
154	8-18	William Street	Ellen Avenue	Nimitz Avenue	04/10/03	N 102 S 97	199	N 30 S 29	29	03/31/09	N 80 S 79	159	27
155	8-19	William Street	Nimitz Avenue	Homan Avenue	04/10/03	N 53 S 40	93	N 24 S 24	24	03/31/09	N 40 S 23	63	27
TUSSEYVIEW													
157	9-1	East Doris Avenue	South Allen Street	Norma Street	09/09/03	E 87 W 75	162	E 25 W 26	26	03/31/09	E 89 W 81	170	29
158	9-2	East Marylyn Avenue	Norma Street	University Drive	09/09/03	E 625 W 491	1116	E 28 W 28	28	04/02/09	E 333 W 269	602	26
159	9-3	Lytle Avenue	Borough Line	South Allen Street	09/09/03	E 44 W 51	95	E 14 W 14	14	04/02/09	E 51 W 51	102	25
160	9-4	Lytle Avenue	South Allen Street	Old Boalsburg Road	09/09/03	E 45 W 54	99	E 28 W 27	28	04/02/09	E 44 W 41	85	26
161	9-5	Norma Street	East Doris Avenue	Atherton Street	09/09/03	N 252 S 207	459	N 26 S 25	26	04/02/09	N 227 S 192	419	27
162	9-6	Old Boalsbug Road	Atherton Street	Whitehall Road	09/09/03	N 90 S 72	162	N 13 S 13	13	04/16/09	N 95 S 90	185	27
163	9-7	Science Street	Atherton Street	East Marylyn Avenue	09/09/03	N 217 S 265	482	N 22 S 24	23	04/02/09	N 163 S 249	412	27

Borough-wide Traffic Count Summary Table

Borough of State College, Centre Co., PA

Count No.	Seg. No.	STREET	FROM	TO	2000-2004 Data				2008-2011 Data				
					Count Date	Recorded Volume		85th %ile Speed		Count Date	Recorded Volume		85th %ile Speed
						Direction	Total	Direction	Total		Direction	Total	
164	9-8	South Allen Street	Waupelani Drive	Whitehall Road	09/09/03	N 708 S 664	1372	N 14 S 14	14	04/07/09	N 594 S 561	1155	34
165	9-9	South Hills Avenue	Borough Line	South Allen Street	09/11/03	E 99 W 110	209	E 21 W 24	23	04/07/09	E 55 W 50	105	22
166	9-10	South Hills Avenue	South Allen Street	Atherton Street	09/11/03	E 206 W 342	548	E 28 W 28	28	04/07/09	E 281 W 279	560	27
167	9-11	Whitehall Road	Borough Line	South Allen Street	09/16/03	E 540 W 564	1104	E 38 W 38	38	04/07/09	E 421 W 464	885	35
168	9-12	Whitehall Road	South Allen Street	Atherton Street	09/11/03	E 350 W 431	781	E 38 W 36	37	04/09/09	E 340 W 418	758	34
196	9-13	South Allen Street	Whitehall Road	East Marylyn Avenue	11/04/03	N 379 S 378	757	N 32 S 30	31	NC	N NC S NC	0	NC
197	9-14	Fry Drive	Norma Street	Whitehall Road	11/04/03	E 172 W 187	359	E 26 W 28	27	NC	E NC W NC	0	NC
PENNFIELD / NITTANY HILLS EAST													
169	10-1	Bellaire Avenue	University Drive	Borough Line	09/16/03	E 789 W 793	1582	E 34 W 33	34	04/09/09	E 822 W 866	1688	33
170	10-2	Evergreen Road	University Drive	Borough Line	09/16/03	E 343 W 337	680	E 22 W 20	21	04/14/09	E 280 W 272	552	21
171	10-3	McCormick Avenue	University Drive	Borough Line	10/02/03	E 183 W 185	368	E 29 W 30	30	04/16/09	E 159 W 149	308	29
172	10-4	Nimitz Avenue	University Drive	Penfield Road	10/11/03	E 198 W 166	364	E 27 W 27	27	04/14/09	E 176 W 191	367	28
173	10-5	Penfield Road	Royal Road	Nimitz Avenue	10/11/03	N 77 S 62	139	N 29 S 29	29	04/14/09	N 50 S 43	93	28
174	10-6	Penfield Road	Nimitz Avenue	Borough Line	10/11/03	N 56 S 74	130	N 25 S 25	25	04/14/09	N 28 S 36	64	25
175	10-7	Redgate Road	Evergreen Road	McCormick Avenue	10/16/03	N 20 S 20	40	N 19 S 19	19	04/09/09	N 27 S 25	52	15
176	10-8	Stony Lane	University Drive	Penfield Road	10/11/03	E 64 W 45	109	E 27 W 27	27	04/14/09	E 49 W 38	87	27
177	10-9	Walnut Springs Lane	University Drive	Borough Line	10/16/03	E 275 W 273	548	E 32 W 33	33	04/09/09	E 391 W 424	815	33
198	10-10	Royal Road	University Drive	Penfield Road	11/06/03	E 140 W 108	248	E 23 W 21	22	NC	E NC W NC	0	NC

Index of Traffic Counts - 2008
Borough-wide Vehicle Counts
Borough of State College, Centre County, Pennsylvania

<i>Count No.</i>	<i>Seg. No.</i>	<i>STREET</i>	<i>FROM</i>	<i>TO</i>
1	6-1	Burrowes Street	Beaver Avenue	West College Avenue
2	6-2	Garner Street	Beaver Avenue	West College Avenue
3	7-1	Burrowes Street	Beaver Avenue	Fairmount Avenue
4	7-2	Crestmont Avenue	Fraser Street	Walnut Street
5	7-3	Crestmount Avenue	Walnut Street	South Allen Street
6	7-4	Fairmount Avenue	Atherton Street	Burrowes Street
7	7-5	Fairmount Avenue	Burrowes Street	Fraser Street
8	7-6	Fairmount Avenue	Fraser Street	South Allen Street
9	7-7	Fairmount Avenue	South Allen Street	Pugh Street
10	7-8	Fairmount Avenue	Pugh Street	Garner Street
11	7-9	Fairmount Avenue	Garner Street	Hetzel Street
12	7-10	Foster Avenue	Burrowes Street	Atherton Street
13	7-11	Foster Avenue	Burrowes Street	Fraser Street
14	7-12	Foster Avenue	South Allen Street	Pugh Street
15	7-13	Foster Avenue	Pugh Street	Garner Street
16	7-14	Foster Street	Garner Street	University Drive
17	7-15	Fraser Street	Beaver Avenue	Fairmount Avenue
18	7-16	Garner Street	Beaver Avenue	Foster Avenue
19	7-17	Garner Street	Foster Avenue	Fairmount Avenue
20	7-18	Garner Street	Fairmount Avenue	Prospect Avenue
21	7-19	Garner Street	Prospect Avenue	Easterly Parkway
22	7-20	Hamilton Avenue	Atherton Street	Fraser Street
23	7-21	Hamilton Avenue	Fraser Street	South Allen Street
24	7-22	Hamilton Avenue	South Allen Street	Pugh Street
25	7-23	Hamilton Avenue	Pugh Street	Garner Street

Index of Traffic Counts - 2008
Borough-wide Vehicle Counts
Borough of State College, Centre County, Pennsylvania

Count No.	Seg. No.	STREET	FROM	TO
25	7-23	Hamilton Avenue	Pugh Street	Garner Street
26	7-24	Hamilton Avenue	Garner Street	University Drive
27	7-25	Hetzel Street	Beaver Avenue	Foster Avenue
28	7-26	Hetzel Street	Foster Avenue	Fairmount Avenue
29	7-27	Hetzel Street	Fairmount Avenue	Prospect Avenue
30	7-28	Hetzel Street	Prospect Avenue	Hamilton Avenue
31	7-29	High Street	Beaver Avenue	Foster Avenue
32	7-30	High Street	Foster Avenue	Fairmount Avenue
33	7-31	Irvin Avenue	Fraser Street	Walnut Street
34	7-32	Irvin Avenue	Walnut Street	South Allen Street
35	7-33	Irvin Avenue	South Allen Street	Pugh Street
36	7-34	Irvin Avenue	Pugh Street	Garner Street
37	7-35	Irvin Avenue	Garner Street	University Drive
38	7-36	Keller Street	Foster Avenue	Prospect Avenue
39	7-38	Locust Lane	Beaver Avenue	Foster Avenue
40	7-39	Locust Lane	Foster Avenue	Fairmount Avenue
41	7-40	Locust Lane	Fairmount Avenue	Prospect Avenue
42	7-41	Locust Lane	Prospect Avenue	Hamilton Avenue
43	7-42	Logan Avenue	Fraser Street	Walnut Street
44	7-43	Logan Avenue	Walnut Street	South Allen Street
45	7-44	McCormick Avenue	Pugh Street	Garner Street
46	7-45	McCormick Avenue	Garner Street	University Drive
47	7-46	Nittany Avenue	Atherton Street	Burrowes Street
48	7-47	Nittany Avenue	Burrowes Street	Fraser Street
49	7-48	Nittany Avenue	Fraser Street	South Allen Street

Index of Traffic Counts - 2008
Borough-wide Vehicle Counts
Borough of State College, Centre County, Pennsylvania

Count No.	Seg. No.	STREET	FROM	TO
49	7-48	Nittany Avenue	Fraser Street	South Allen Street
50	7-49	Nittany Avenue	South Allen Street	Pugh Street
51	7-50	Nittany Avenue	Pugh Street	Locust Lane
52	7-51	Old Boalsburg Road	South Allen Street	Easterly Parkway
53	7-52	Prospect Avenue	Atherton Street	Burrowes Street
54	7-53	Prospect Avenue	Burrowes Street	Fraser Street
55	7-54	Prospect Avenue	Fraser Street	South Allen Street
56	7-55	Prospect Avenue	South Allen Street	Pugh Street
57	7-56	Prospect Avenue	Pugh Street	Garner Street
58	7-57	Prospect Avenue	Garner Street	University Drive
59	7-58	South Allen Street	Beaver Avenue	Atherton Street
60	7-59	South Pugh Street	Beaver Avenue	Atherton Street
61	7-60	Walnut Street	Hamilton Avenue	Irvin Avenue
62	7-61	Walnut Street	Irvin Avenue	Sunset Terrace
63	7-62	Walnut Street	Prospect Avenue	Hamilton Avenue
64	7-63	Waring Avenue	Pugh Street	Garner Street
65	7-64	Waring Avenue	Garner Street	University Drive
66	7-65	South Burrowes Street	W. Prospect Avenue	W. Hamilton Avenue

Stahl Sheaffer Engineering, LLC

3939 South Atherton Street, Suite B
 State College, PA 16801
 Tel. 814-689-1562
 www.sse-llc.com



Site Code: 601

Burrowes Ave
 btw Beaver Ave and W College Ave

SB, NB

Start Time	15	16	20	21	25	26	30	31	35	36	40	41	45	46	50	51	55	56	60	61	65	66	70	71	75	76	999	Total
09/30/08	20	16	33	9	0	0	0	0	0	0	0	0	0	0	0	0	0	0	0	0	0	0	0	0	0	0	0	78
01:00	10	11	22	8	0	0	0	0	0	0	0	0	0	0	0	0	0	0	0	0	0	0	0	0	0	0	0	51
02:00	4	3	9	4	0	0	0	0	0	0	0	0	0	0	0	0	0	0	0	0	0	0	0	0	0	0	0	20
03:00	2	5	5	7	0	0	0	0	0	0	0	0	0	0	0	0	0	0	0	0	0	0	0	0	0	0	0	19
04:00	2	1	0	0	0	0	0	0	0	0	0	0	0	0	0	0	0	0	0	0	0	0	0	0	0	0	0	3
05:00	2	5	9	1	1	0	0	0	0	0	0	0	0	0	0	0	0	0	0	0	0	0	0	0	0	0	0	18
06:00	16	17	25	6	1	0	0	0	0	0	0	0	0	0	0	0	0	0	0	0	0	0	0	0	0	0	0	65
07:00	79	79	79	12	1	0	0	0	0	0	0	0	0	0	0	0	0	0	0	0	0	0	0	0	0	0	0	250
08:00	111	87	61	10	2	1	0	0	0	0	0	0	0	0	0	0	0	0	0	0	0	0	0	0	0	0	0	272
09:00	78	49	51	18	3	0	0	0	0	0	0	0	0	0	0	0	0	0	0	0	0	0	0	0	0	0	0	199
10:00	74	55	45	12	1	0	0	0	0	0	0	0	0	0	0	0	0	0	0	0	0	0	0	0	0	0	0	187
11:00	77	77	63	12	2	0	0	0	0	0	0	0	0	0	0	0	0	0	0	0	0	0	0	0	0	0	0	231
12 PM	100	63	67	15	1	0	0	0	0	0	0	0	0	0	0	0	0	0	0	0	0	0	0	0	0	0	0	246
13:00	88	64	71	26	3	1	0	0	0	0	0	0	0	0	0	0	0	0	0	0	0	0	0	0	0	0	0	253
14:00	107	71	42	13	6	0	0	0	0	0	0	0	0	0	0	0	0	0	0	0	0	0	0	0	0	0	0	239
15:00	149	81	48	18	1	0	0	0	0	0	0	0	0	0	0	0	0	0	0	0	0	0	0	0	0	0	0	297
16:00	112	93	74	19	1	0	0	0	0	0	0	0	0	0	0	0	0	0	0	0	0	0	0	0	0	0	0	299
17:00	139	119	69	13	3	0	1	0	0	0	0	0	0	0	0	0	0	0	0	0	0	0	0	0	0	0	0	344
18:00	114	81	64	28	1	0	0	0	0	0	0	0	0	0	0	0	0	0	0	0	0	0	0	0	0	0	0	288
19:00	139	81	52	21	6	1	0	0	0	0	0	0	0	0	0	0	0	0	0	0	0	0	0	0	0	0	0	300
20:00	78	63	72	19	2	1	0	0	0	0	0	0	0	0	0	0	0	0	0	0	0	0	0	0	0	0	0	235
21:00	60	51	60	16	2	1	0	0	0	0	0	0	0	0	0	0	0	0	0	0	0	0	0	0	0	0	0	190
22:00	51	41	48	21	1	0	0	0	0	0	0	0	0	0	0	0	0	0	0	0	0	0	0	0	0	0	0	162
23:00	32	24	35	19	3	0	0	0	0	0	0	0	0	0	0	0	0	0	0	0	0	0	0	0	0	0	0	113
Total	1644	1237	1104	327	41	5	1	0	0	0	0	0	0	0	0	0	0	0	0	0	0	0	0	0	0	0	4359	
Grand Total	1644	1237	1104	327	41	5	1	0	0	0	0	0	0	0	0	0	0	0	0	0	0	0	0	0	0	0	4359	

15th Percentile : 6 MPH
 50th Percentile : 18 MPH
 85th Percentile : 24 MPH
 95th Percentile : 28 MPH

Stats
 Mean Speed(Average) : 16 MPH
 10 MPH Pace Speed : 16-25 MPH
 Number in Pace : 2341
 Percent in Pace : 53.7%
 Number of Vehicles > 25 MPH : 374
 Percent of Vehicles > 25 MPH : 8.6%

Stahl Sheaffer Engineering, LLC

3939 South Atherton Street, Suite B
 State College, PA 16801
 Tel. 814-689-1562
 www.sse-llc.com



Site Code: 602

Garner St
 btw Beaver Ave and W College Ave

NB, SB

Start Time	1	16	21	26	31	36	41	46	51	56	61	66	71	76	999	Total
	15	20	25	30	35	40	45	50	55	60	65	70	75			
09/30/08	28	11	38	26	6	0	0	0	0	0	0	0	0	0	0	109
01:00	28	12	24	9	3	0	0	0	0	0	0	0	0	0	0	76
02:00	11	7	15	8	3	0	1	0	0	0	0	0	0	0	0	45
03:00	12	4	8	5	1	1	0	0	0	0	0	0	0	0	0	31
04:00	2	0	2	4	0	0	0	0	0	0	0	0	0	0	0	8
05:00	7	1	11	12	4	1	0	0	0	0	0	0	0	0	0	36
06:00	15	8	18	21	1	0	0	0	0	0	0	0	0	0	0	63
07:00	29	17	31	35	1	0	0	0	0	0	0	0	0	0	0	113
08:00	44	16	44	31	4	0	0	0	0	0	0	0	0	0	0	139
09:00	63	26	57	34	1	0	0	0	0	0	0	0	0	0	0	181
10:00	81	26	56	24	0	0	1	0	0	0	0	0	0	0	0	188
11:00	56	42	61	29	3	0	0	0	0	0	0	0	0	0	0	191
12 PM	91	61	91	29	1	0	0	0	0	0	0	0	0	0	0	273
13:00	63	43	77	44	4	0	0	0	0	0	0	0	0	0	0	231
14:00	99	52	96	45	6	2	0	0	0	0	0	0	0	0	0	300
15:00	100	54	119	42	4	0	0	0	0	0	0	0	0	0	0	319
16:00	96	69	118	53	3	0	0	0	0	0	0	0	0	0	0	339
17:00	132	105	154	65	6	0	0	0	0	0	0	0	0	0	0	462
18:00	153	88	146	42	5	0	0	0	0	0	0	0	0	0	0	434
19:00	122	93	130	45	8	1	1	0	0	0	0	0	0	0	0	400
20:00	110	95	153	56	5	0	0	0	0	0	0	0	0	0	0	419
21:00	86	72	105	60	6	0	0	0	0	0	0	0	0	0	0	329
22:00	72	50	89	51	10	0	0	0	0	0	0	0	0	0	0	272
23:00	33	37	66	30	5	0	1	0	0	0	0	0	0	0	0	172
Total	1533	989	1709	800	90	5	4	0	0	0	0	0	0	0	0	5130
Grand Total	1533	989	1709	800	90	5	4	0	0	0	0	0	0	0	0	5130

15th Percentile : 8 MPH
 50th Percentile : 21 MPH
 85th Percentile : 26 MPH
 95th Percentile : 30 MPH

Stats
 Mean Speed(Average) : 19 MPH
 10 MPH Pace Speed : 16-25 MPH
 Number in Pace : 2698
 Percent in Pace : 52.6%
 Number of Vehicles > 25 MPH : 899
 Percent of Vehicles > 25 MPH : 17.5%

Stahl Sheaffer Engineering, LLC

3939 South Atherton Street, Suite B
 State College, PA 16801
 Tel. 814-689-1562
 www.sse-llc.com



Site Code: 602

Garner St
 btw Beaver Ave and W College Ave

Start Time	29-Sep-08		Tue		Wed		Thu		Fri		Sat		Sun		Week Average	
	NB	SB	NB	SB	NB	SB	NB	SB	NB	SB	NB	SB	NB	SB	NB	SB
12:00 AM	*	*	58	51	*	*	*	*	*	*	*	*	*	*	58	51
01:00	*	*	38	38	*	*	*	*	*	*	*	*	*	*	38	38
02:00	*	*	22	23	*	*	*	*	*	*	*	*	*	*	22	23
03:00	*	*	10	21	*	*	*	*	*	*	*	*	*	*	10	21
04:00	*	*	5	3	*	*	*	*	*	*	*	*	*	*	5	3
05:00	*	*	26	10	*	*	*	*	*	*	*	*	*	*	26	10
06:00	*	*	51	12	*	*	*	*	*	*	*	*	*	*	51	12
07:00	*	*	96	17	*	*	*	*	*	*	*	*	*	*	96	17
08:00	*	*	107	32	*	*	*	*	*	*	*	*	*	*	107	32
09:00	*	*	129	52	*	*	*	*	*	*	*	*	*	*	129	52
10:00	*	*	144	44	*	*	*	*	*	*	*	*	*	*	144	44
11:00	*	*	129	62	*	*	*	*	*	*	*	*	*	*	129	62
12:00 PM	*	*	174	99	*	*	*	*	*	*	*	*	*	*	174	99
01:00	*	*	150	81	*	*	*	*	*	*	*	*	*	*	150	81
02:00	*	*	206	94	*	*	*	*	*	*	*	*	*	*	206	94
03:00	*	*	184	135	*	*	*	*	*	*	*	*	*	*	184	135
04:00	*	*	223	116	*	*	*	*	*	*	*	*	*	*	223	116
05:00	*	*	253	209	*	*	*	*	*	*	*	*	*	*	253	209
06:00	*	*	267	167	*	*	*	*	*	*	*	*	*	*	267	167
07:00	*	*	249	151	*	*	*	*	*	*	*	*	*	*	249	151
08:00	*	*	229	190	*	*	*	*	*	*	*	*	*	*	229	190
09:00	*	*	187	142	*	*	*	*	*	*	*	*	*	*	187	142
10:00	*	*	155	117	*	*	*	*	*	*	*	*	*	*	155	117
11:00	*	*	90	82	*	*	*	*	*	*	*	*	*	*	90	82
Lane Day	0	0	3182	1948	0	0	0	0	0	0	0	0	0	0	3182	1948
AM Peak Vol.			144	62											144	62
PM Peak Vol.			267	209											267	209

Comb. Total	0	5130	0	0	0	0	0	5130
ADT	ADT 5,130	AADT 5,130						

Stahl Sheaffer Engineering, LLC

3939 South Atherton Street, Suite B
 State College, PA 16801
 Tel. 814-689-1562
 www.sse-llc.com



Site Code: 701

Burrows St
 btw Beaver Ave and Fairmount Ave

SB

Start Time	15	16	21	26	31	36	41	46	51	56	61	66	71	76	999	Total
09/30/08	1	1	10	9	3	0	0	0	0	0	0	0	0	0	0	24
01:00	1	1	7	3	0	0	0	0	0	0	0	0	0	0	0	12
02:00	0	0	2	2	0	0	0	0	0	0	0	0	0	0	0	4
03:00	1	1	1	1	0	0	0	0	0	0	0	0	0	0	0	4
04:00	0	1	0	0	0	0	0	0	0	0	0	0	0	0	0	1
05:00	0	0	3	0	0	0	0	0	0	0	0	0	0	0	0	3
06:00	0	0	3	0	0	0	0	0	0	0	0	0	0	0	0	3
07:00	6	7	10	5	3	0	0	0	0	0	0	0	0	0	0	31
08:00	5	14	13	4	1	0	0	0	0	0	0	0	0	0	0	37
09:00	10	14	11	1	0	0	0	0	0	0	0	0	0	0	0	36
10:00	13	13	11	4	0	0	0	0	0	0	0	0	0	0	0	41
11:00	18	42	12	4	0	0	0	0	0	0	0	0	0	0	0	76
12 PM	18	23	13	4	1	0	0	0	0	0	0	0	0	0	0	59
13:00	24	24	13	1	0	0	0	0	0	0	0	0	0	0	0	62
14:00	8	16	24	8	1	0	0	0	0	0	0	0	0	0	0	57
15:00	17	13	32	6	2	0	0	0	0	0	0	0	0	0	0	70
16:00	12	25	27	11	5	0	0	0	0	0	0	0	0	0	0	80
17:00	2	17	39	28	7	0	0	0	0	0	0	0	0	0	0	93
18:00	5	18	27	21	2	0	0	0	0	0	0	0	0	0	0	73
19:00	5	23	31	13	4	1	0	0	0	0	0	0	0	0	0	77
20:00	12	15	26	12	2	0	0	0	0	0	0	0	0	0	0	67
21:00	6	7	16	14	1	0	0	0	0	0	0	0	0	0	0	44
22:00	2	1	13	13	2	0	0	0	0	0	0	0	0	0	0	31
23:00	0	1	11	13	2	0	0	0	0	0	0	0	0	0	0	27
Total	166	277	355	177	36	1	0	0	0	0	0	0	0	0	0	1012
Grand Total	166	277	355	177	36	1	0	0	0	0	0	0	0	0	0	1012

15th Percentile : 14 MPH
 50th Percentile : 21 MPH
 85th Percentile : 27 MPH
 95th Percentile : 30 MPH

Stats
 Mean Speed(Average) : 20 MPH
 10 MPH Pace Speed : 16-25 MPH
 Number in Pace : 632
 Percent in Pace : 62.5%
 Number of Vehicles > 25 MPH : 214
 Percent of Vehicles > 25 MPH : 21.1%

























Stahl Sheaffer Engineering, LLC

3939 South Atherton Street, Suite B
 State College, PA 16801
 Tel. 814-689-1562
 www.sse-llc.com



Site Code: 701

Burrows St
 btw Beaver Ave and Farimount Ave

Start Time	Mon 29-Sep-08	Tue 30-Sep-08	Wed 01-Oct-08	Thu 02-Oct-08	Fri 03-Oct-08	Average Day	Sat 04-Oct-08	Sun 05-Oct-08	Week Average
12:00 AM	*	24	*	*	*	24	*	*	24 
01:00	*	12	*	*	*	12	*	*	12 
02:00	*	4	*	*	*	4	*	*	4 
03:00	*	4	*	*	*	4	*	*	4 
04:00	*	1	*	*	*	1	*	*	1 
05:00	*	3	*	*	*	3	*	*	3 
06:00	*	3	*	*	*	3	*	*	3 
07:00	*	31	*	*	*	31	*	*	31 
08:00	*	37	*	*	*	37	*	*	37 
09:00	*	36	*	*	*	36	*	*	36 
10:00	*	41	*	*	*	41	*	*	41 
11:00	*	76	*	*	*	76	*	*	76 
12:00 PM	*	59	*	*	*	59	*	*	59 
01:00	*	62	*	*	*	62	*	*	62 
02:00	*	57	*	*	*	57	*	*	57 
03:00	*	70	*	*	*	70	*	*	70 
04:00	*	80	*	*	*	80	*	*	80 
05:00	*	93	*	*	*	93	*	*	93 
06:00	*	73	*	*	*	73	*	*	73 
07:00	*	77	*	*	*	77	*	*	77 
08:00	*	67	*	*	*	67	*	*	67 
09:00	*	44	*	*	*	44	*	*	44 
10:00	*	31	*	*	*	31	*	*	31 
11:00	*	27	*	*	*	27	*	*	27 
Day Total	0	1012	0	0	0	1012	0	0	1012
% Avg. WkDay	0.0%	100.0%	0.0%	0.0%	0.0%				
% Avg. Week	0.0%	100.0%	0.0%	0.0%	0.0%	100.0%	0.0%	0.0%	
AM Peak		11:00				11:00			11:00
Vol.		76				76			76
PM Peak		17:00				17:00			17:00
Vol.		93				93			93
Grand Total	0	1012	0	0	0	1012	0	0	1012
ADT		ADT 1,012			AADT 1,012				

Stahl Sheaffer Engineering, LLC

3939 South Atherton Street, Suite B
 State College, PA 16801
 Tel. 814-689-1562
 www.sse-llc.com



Site Code: 702

Crestmont Ave
 btw Fraser St and Walnut St

WB, EB

Start Time	15	16	21	26	31	36	41	46	51	56	61	66	71	76	999	Total
09/23/08	0	0	0	1	0	0	0	0	0	0	0	0	0	0	0	1
01:00	0	0	1	0	0	0	0	0	0	0	0	0	0	0	0	1
02:00	0	0	0	0	0	0	0	0	0	0	0	0	0	0	0	0
03:00	1	0	0	0	0	0	0	0	0	0	0	0	0	0	0	1
04:00	0	0	0	0	0	0	0	0	0	0	0	0	0	0	0	0
05:00	0	0	0	0	0	0	0	0	0	0	0	0	0	0	0	0
06:00	0	0	0	1	0	0	0	0	0	0	0	0	0	0	0	1
07:00	0	1	1	1	0	0	0	0	0	0	0	0	0	0	0	3
08:00	1	1	2	1	0	0	0	0	0	0	0	0	0	0	0	5
09:00	1	2	1	1	0	0	0	0	0	0	0	0	0	0	0	5
10:00	1	1	3	1	0	0	0	0	0	0	0	0	0	0	0	6
11:00	2	0	0	1	0	0	0	0	0	0	0	0	0	0	0	3
12 PM	0	0	1	1	0	0	0	0	0	0	0	0	0	0	0	2
13:00	2	2	0	0	0	0	0	0	0	0	0	0	0	0	0	4
14:00	0	1	3	1	0	0	0	0	0	0	0	0	0	0	0	5
15:00	1	0	4	2	2	1	0	0	0	0	0	0	0	0	0	10
16:00	2	1	3	3	0	0	0	0	0	0	0	0	0	0	0	9
17:00	0	2	6	2	0	1	0	0	0	0	0	0	0	0	0	11
18:00	3	1	2	1	0	0	0	0	0	0	0	0	0	0	0	7
19:00	0	3	6	2	0	0	0	0	0	0	0	0	0	0	0	11
20:00	4	3	1	1	0	0	0	0	0	0	0	0	0	0	0	9
21:00	0	0	1	1	0	0	0	0	0	0	0	0	0	0	0	2
22:00	0	0	1	1	0	0	0	0	0	0	0	0	0	0	0	2
23:00	0	1	2	0	0	0	0	0	0	0	0	0	0	0	0	3
Total	18	19	38	22	2	2	0	0	0	0	0	0	0	0	0	101
Grand Total	18	19	38	22	2	2	0	0	0	0	0	0	0	0	0	101

15th Percentile : 14 MPH
 50th Percentile : 22 MPH
 85th Percentile : 28 MPH
 95th Percentile : 30 MPH

Stats
 Mean Speed(Average) : 21 MPH
 10 MPH Pace Speed : 18-27 MPH
 Number in Pace : 60
 Percent in Pace : 59.4%
 Number of Vehicles > 25 MPH : 26
 Percent of Vehicles > 25 MPH : 25.7%

Stahl Sheaffer Engineering, LLC

3939 South Atherton Street, Suite B
 State College, PA 16801
 Tel. 814-689-1562
 www.sse-llc.com



Site Code: 703

Crestmount Ave
 btw Walnut and S. Allen

EB, WB

Start Time	15	16	20	21	25	26	30	31	35	36	40	41	45	46	50	51	55	56	60	61	65	66	70	71	75	76	999	Total
09/23/08	1	1	1	2	1	0	0	0	0	0	0	0	0	0	0	0	0	0	0	0	0	0	0	0	0	0	0	5
01:00	0	0	0	0	0	0	0	0	0	0	0	0	0	0	0	0	0	0	0	0	0	0	0	0	0	0	0	0
02:00	0	0	0	0	0	0	0	0	0	0	0	0	0	0	0	0	0	0	0	0	0	0	0	0	0	0	0	0
03:00	0	1	0	0	0	0	0	0	0	0	0	0	0	0	0	0	0	0	0	0	0	0	0	0	0	0	0	1
04:00	0	0	0	0	0	0	0	0	0	0	0	0	0	0	0	0	0	0	0	0	0	0	0	0	0	0	0	0
05:00	1	0	0	0	0	0	0	0	0	0	0	0	0	0	0	0	0	0	0	0	0	0	0	0	0	0	0	1
06:00	0	0	0	1	0	0	0	0	0	0	0	0	0	0	0	0	0	0	0	0	0	0	0	0	0	0	0	1
07:00	3	0	2	0	0	0	0	0	0	0	0	0	0	0	0	0	0	0	0	0	0	0	0	0	0	0	0	5
08:00	0	3	2	1	0	0	0	0	0	0	0	0	0	0	0	0	0	0	0	0	0	0	0	0	0	0	0	6
09:00	1	0	3	0	0	0	0	0	0	0	0	0	0	0	0	0	0	0	0	0	0	0	0	0	0	0	0	4
10:00	0	3	0	2	0	0	0	0	0	0	0	0	0	0	0	0	0	0	0	0	0	0	0	0	0	0	0	5
11:00	0	3	3	4	0	0	0	0	0	0	0	0	0	0	0	0	0	0	0	0	0	0	0	0	0	0	0	10
12 PM	1	3	1	2	0	0	0	0	0	0	0	0	0	0	0	0	0	0	0	0	0	0	0	0	0	0	0	7
13:00	0	1	4	1	0	0	0	0	0	0	0	0	0	0	0	0	0	0	0	0	0	0	0	0	0	0	0	6
14:00	6	0	2	0	1	0	0	0	0	0	0	0	0	0	0	0	0	0	0	0	0	0	0	0	0	0	0	9
15:00	1	6	6	4	0	0	0	0	0	0	0	0	0	0	0	0	0	0	0	0	0	0	0	0	0	0	0	17
16:00	0	5	3	0	2	0	0	0	0	0	0	0	0	0	0	0	0	0	0	0	0	0	0	0	0	0	0	10
17:00	2	0	1	5	1	0	0	0	0	0	0	0	0	0	0	0	0	0	0	0	0	0	0	0	0	0	0	9
18:00	3	3	5	2	0	0	0	0	0	0	0	0	0	0	0	0	0	0	0	0	0	0	0	0	0	0	0	13
19:00	4	2	3	1	0	0	0	0	0	0	0	0	0	0	0	0	0	0	0	0	0	0	0	0	0	0	0	10
20:00	0	1	4	3	1	0	0	0	0	0	0	0	0	0	0	0	0	0	0	0	0	0	0	0	0	0	0	9
21:00	3	0	3	0	0	0	0	0	0	0	0	0	0	0	0	0	0	0	0	0	0	0	0	0	0	0	0	6
22:00	0	1	2	2	0	0	0	0	0	0	0	0	0	0	0	0	0	0	0	0	0	0	0	0	0	0	0	5
23:00	1	1	3	0	0	0	0	0	0	0	0	0	0	0	0	0	0	0	0	0	0	0	0	0	0	0	0	5
Total	27	34	49	29	5	0	0	0	0	0	0	0	0	0	0	0	0	0	0	0	0	0	0	0	0	0	144	
Grand Total	27	34	49	29	5	0	0	0	0	0	0	0	0	0	0	0	0	0	0	0	0	0	0	0	0	0	144	

15th Percentile : 13 MPH
 50th Percentile : 22 MPH
 85th Percentile : 27 MPH
 95th Percentile : 30 MPH

Stats Mean Speed(Average) : 20 MPH
 10 MPH Pace Speed : 16-25 MPH
 Number in Pace : 83
 Percent in Pace : 57.6%
 Number of Vehicles > 25 MPH : 34
 Percent of Vehicles > 25 MPH : 23.6%

Stahl Sheaffer Engineering, LLC

3939 South Atherton Street, Suite B
 State College, PA 16801
 Tel. 814-689-1562
 www.sse-llc.com



Site Code: 704

Fairmount Ave
 btw Atherton St and Burrowes St

WB, EB

Start Time	15	16	20	21	25	26	30	31	35	36	40	41	45	46	50	51	55	56	60	61	65	66	70	71	75	76	999	Total
09/23/08	4	4	10	10	1	0	0	0	0	0	0	0	0	0	0	0	0	0	0	0	0	0	0	0	0	0	0	29
01:00	2	2	4	4	0	0	0	0	0	0	0	0	0	0	0	0	0	0	0	0	0	0	0	0	0	0	0	12
02:00	0	0	1	1	0	0	0	0	0	0	0	0	0	0	0	0	0	0	0	0	0	0	0	0	0	0	0	2
03:00	2	0	0	2	0	0	0	0	0	0	0	0	0	0	0	0	0	0	0	0	0	0	0	0	0	0	0	4
04:00	1	1	0	0	0	0	0	0	0	0	0	0	0	0	0	0	0	0	0	0	0	0	0	0	0	0	0	2
05:00	1	0	1	0	1	0	0	0	0	0	0	0	0	0	0	0	0	0	0	0	0	0	0	0	0	0	0	3
06:00	3	2	4	2	1	0	0	0	0	0	0	0	0	0	0	0	0	0	0	0	0	0	0	0	0	0	0	12
07:00	7	8	11	9	0	0	0	0	0	0	0	0	0	0	0	0	0	0	0	0	0	0	0	0	0	0	0	35
08:00	13	19	29	19	1	0	0	0	0	0	0	0	0	0	0	0	0	0	0	0	0	0	0	0	0	0	0	81
09:00	15	22	31	15	1	0	0	0	0	0	0	0	0	0	0	0	0	0	0	0	0	0	0	0	0	0	0	84
10:00	10	8	41	19	3	1	0	0	0	0	0	0	0	0	0	0	0	0	0	0	0	0	0	0	0	0	0	82
11:00	9	13	30	18	3	0	0	0	0	0	0	0	0	0	0	0	0	0	0	0	0	0	0	0	0	0	0	73
12 PM	5	9	24	27	8	0	0	0	0	0	0	0	0	0	0	0	0	0	0	0	0	0	0	0	0	0	0	73
13:00	12	14	20	24	4	0	0	0	0	0	0	0	0	0	0	0	0	0	0	0	0	0	0	0	0	0	0	74
14:00	7	9	24	40	8	1	0	0	0	0	0	0	0	0	0	0	0	0	0	0	0	0	0	0	0	0	0	89
15:00	13	22	40	34	5	0	0	0	0	0	0	0	0	0	0	0	0	0	0	0	0	0	0	0	0	0	0	114
16:00	12	21	37	33	5	0	0	0	0	0	0	0	0	0	0	0	0	0	0	0	0	0	0	0	0	0	0	108
17:00	24	27	42	22	2	0	0	0	0	0	0	0	0	0	0	0	0	0	0	0	0	0	0	0	0	0	0	117
18:00	13	8	48	29	5	1	0	0	0	0	0	0	0	0	0	0	0	0	0	0	0	0	0	0	0	0	0	104
19:00	9	9	31	23	3	2	0	0	0	0	0	0	0	0	0	0	0	0	0	0	0	0	0	0	0	0	0	77
20:00	13	10	36	20	4	0	0	0	0	0	0	0	0	0	0	0	0	0	0	0	0	0	0	0	0	0	0	83
21:00	19	8	23	35	2	0	0	0	0	0	0	0	0	0	0	0	0	0	0	0	0	0	0	0	0	0	0	87
22:00	8	3	21	13	2	0	0	0	0	0	0	0	0	0	0	0	0	0	0	0	0	0	0	0	0	0	0	47
23:00	0	3	11	8	1	0	0	0	0	0	0	0	0	0	0	0	0	0	0	0	0	0	0	0	0	0	0	23
Total	202	222	519	407	60	5	0	0	0	0	0	0	0	0	0	0	0	0	0	0	0	0	0	0	0	0	1415	
Grand Total	202	222	519	407	60	5	0	0	0	0	0	0	0	0	0	0	0	0	0	0	0	0	0	0	0	0	1415	

15th Percentile : 16 MPH
 50th Percentile : 23 MPH
 85th Percentile : 29 MPH
 95th Percentile : 30 MPH

Stats
 Mean Speed(Average) : 22 MPH
 10 MPH Pace Speed : 21-30 MPH
 Number in Pace : 926
 Percent in Pace : 65.4%
 Number of Vehicles > 25 MPH : 472
 Percent of Vehicles > 25 MPH : 33.4%

Stahl Sheaffer Engineering, LLC

3939 South Atherton Street, Suite B
 State College, PA 16801
 Tel. 814-689-1562
 www.sse-llc.com



Site Code: 704

Fairmount Ave
 btw Atherton St and Burrowes St

Start Time	22-Sep-08		Tue		Wed		Thu		Fri		Sat		Sun		Week Average	
	WB	EB	WB	EB	WB	EB	WB	EB	WB	EB	WB	EB	WB	EB	WB	EB
12:00 AM	*	*	10	19	*	*	*	*	*	*	*	*	*	*	10	19
01:00	*	*	6	6	*	*	*	*	*	*	*	*	*	*	6	6
02:00	*	*	1	1	*	*	*	*	*	*	*	*	*	*	1	1
03:00	*	*	1	3	*	*	*	*	*	*	*	*	*	*	1	3
04:00	*	*	0	2	*	*	*	*	*	*	*	*	*	*	0	2
05:00	*	*	2	1	*	*	*	*	*	*	*	*	*	*	2	1
06:00	*	*	3	9	*	*	*	*	*	*	*	*	*	*	3	9
07:00	*	*	8	27	*	*	*	*	*	*	*	*	*	*	8	27
08:00	*	*	20	61	*	*	*	*	*	*	*	*	*	*	20	61
09:00	*	*	45	39	*	*	*	*	*	*	*	*	*	*	45	39
10:00	*	*	35	47	*	*	*	*	*	*	*	*	*	*	35	47
11:00	*	*	31	42	*	*	*	*	*	*	*	*	*	*	31	42
12:00 PM	*	*	29	44	*	*	*	*	*	*	*	*	*	*	29	44
01:00	*	*	31	43	*	*	*	*	*	*	*	*	*	*	31	43
02:00	*	*	41	48	*	*	*	*	*	*	*	*	*	*	41	48
03:00	*	*	47	67	*	*	*	*	*	*	*	*	*	*	47	67
04:00	*	*	52	56	*	*	*	*	*	*	*	*	*	*	52	56
05:00	*	*	57	60	*	*	*	*	*	*	*	*	*	*	57	60
06:00	*	*	49	55	*	*	*	*	*	*	*	*	*	*	49	55
07:00	*	*	37	40	*	*	*	*	*	*	*	*	*	*	37	40
08:00	*	*	41	42	*	*	*	*	*	*	*	*	*	*	41	42
09:00	*	*	41	46	*	*	*	*	*	*	*	*	*	*	41	46
10:00	*	*	14	33	*	*	*	*	*	*	*	*	*	*	14	33
11:00	*	*	10	13	*	*	*	*	*	*	*	*	*	*	10	13
Lane Day	0	0	611	804	0	0	0	0	0	0	0	0	0	0	611	804
AM Peak Vol.			45	61											45	61
PM Peak Vol.			57	67											57	67
Comb. Total	0		1415		0		0		0		0		0		1415	
ADT	ADT 1,415		AADT 1,415													

Comb. Total

0

1415

0

0

0

0

0

1415

ADT

ADT 1,415

AADT 1,415

Stahl Sheaffer Engineering, LLC

3939 South Atherton Street, Suite B
 State College, PA 16801
 Tel. 814-689-1562
 www.sse-llc.com



Site Code: 705

Fairmount Ave
 btw Burrows St and Fraser St

EB, WB

Start Time	15	20	25	30	35	40	45	50	55	60	65	70	75	999	Total
09/23/08	6	9	16	10	2	0	0	0	0	0	0	0	0	0	43
01:00	0	2	7	5	1	0	0	0	0	0	0	0	0	0	15
02:00	3	0	2	1	0	0	0	0	0	0	0	0	0	0	6
03:00	1	0	1	0	1	0	0	0	0	0	0	0	0	0	3
04:00	2	1	2	0	0	0	0	0	0	0	0	0	0	0	5
05:00	4	1	0	0	1	0	0	0	0	0	0	0	0	0	6
06:00	2	3	4	3	1	0	0	0	0	0	0	0	0	0	13
07:00	8	6	18	9	1	0	0	0	0	0	0	0	0	0	42
08:00	12	20	33	26	4	0	0	0	0	0	0	0	0	0	95
09:00	25	17	35	19	5	0	0	0	0	0	0	0	0	0	101
10:00	18	8	41	25	3	0	0	0	0	0	0	0	0	0	95
11:00	22	16	35	16	9	0	0	0	0	0	0	0	0	0	98
12 PM	25	21	33	22	9	1	0	0	0	0	0	0	0	0	111
13:00	17	20	35	23	4	1	0	0	0	0	0	0	0	0	100
14:00	17	8	34	32	10	0	0	0	0	0	0	0	0	0	101
15:00	30	25	41	34	8	0	0	0	0	0	0	0	0	0	138
16:00	28	20	52	35	7	1	0	0	0	0	0	0	0	0	143
17:00	31	29	77	33	7	0	0	0	0	0	0	0	0	0	177
18:00	47	18	55	40	7	0	0	0	0	0	0	0	0	0	167
19:00	31	13	36	34	4	0	1	0	0	0	0	0	0	0	119
20:00	28	14	50	30	5	0	0	0	0	0	0	0	0	0	127
21:00	37	16	38	29	2	0	0	0	0	0	0	0	0	0	122
22:00	13	11	26	17	2	0	0	0	0	0	0	0	0	0	69
23:00	11	8	20	6	2	0	0	0	0	0	0	0	0	0	47
Total	418	286	691	449	95	3	1	0	0	0	0	0	0	0	1943
Grand Total	418	286	691	449	95	3	1	0	0	0	0	0	0	0	1943

15th Percentile : 11 MPH
 50th Percentile : 22 MPH
 85th Percentile : 28 MPH
 95th Percentile : 31 MPH

Stats
 Mean Speed(Average) : 21 MPH
 10 MPH Pace Speed : 21-30 MPH
 Number in Pace : 1140
 Percent in Pace : 58.7%
 Number of Vehicles > 25 MPH : 548
 Percent of Vehicles > 25 MPH : 28.2%

Stahl Sheaffer Engineering, LLC

3939 South Atherton Street, Suite B
 State College, PA 16801
 Tel. 814-689-1562
 www.sse-llc.com



Site Code: 706

Fairmount Ave
 btw Fraser St and S. Allen St

WB, EB

Start Time	15	20	25	30	35	40	45	50	55	60	65	70	75	999	Total
09/25/08	6	1	9	10	4	2	0	0	0	0	0	0	0	0	32
01:00	7	0	3	6	0	0	1	0	0	0	0	0	0	0	17
02:00	4	1	5	7	3	0	0	0	0	0	0	0	0	0	20
03:00	0	0	1	1	0	0	0	0	0	0	0	0	0	0	2
04:00	1	0	3	1	0	0	0	0	0	0	0	0	0	0	5
05:00	1	0	1	2	0	0	0	0	0	0	0	0	0	0	4
06:00	3	1	3	3	0	0	0	0	0	0	0	0	0	0	10
07:00	17	11	15	9	2	1	0	0	0	0	0	0	0	0	55
08:00	35	16	23	12	4	0	0	0	0	0	0	0	0	0	90
09:00	37	13	22	14	4	0	0	0	0	0	0	0	0	0	90
10:00	24	11	20	19	4	0	0	0	0	0	0	0	0	0	78
11:00	32	10	36	30	3	1	0	0	0	0	0	0	0	0	112
12 PM	44	18	35	29	8	1	0	0	0	0	0	0	0	0	135
13:00	34	16	41	30	7	0	0	0	0	0	0	0	0	0	128
14:00	36	29	38	28	9	0	0	0	0	0	0	0	0	0	140
15:00	36	22	39	36	9	0	0	0	0	0	0	0	0	0	142
16:00	69	32	45	31	8	0	0	0	0	0	0	0	0	0	185
17:00	70	28	55	50	1	3	0	0	0	0	0	0	0	0	207
18:00	59	21	46	37	5	1	0	0	0	0	0	0	0	0	169
19:00	28	15	30	38	15	3	0	0	0	0	0	0	0	0	129
20:00	39	12	37	31	4	0	0	0	0	0	0	0	0	0	123
21:00	9	11	18	29	8	0	0	0	0	0	0	0	0	0	75
22:00	17	4	23	21	4	0	0	0	0	0	0	0	0	0	69
23:00	18	3	11	9	3	0	0	0	0	0	0	0	0	0	44
Total	626	275	559	483	105	12	1	0	0	0	0	0	0	0	2061
Grand Total	626	275	559	483	105	12	1	0	0	0	0	0	0	0	2061

15th Percentile : 8 MPH
 50th Percentile : 22 MPH
 85th Percentile : 29 MPH
 95th Percentile : 31 MPH

Stats
 Mean Speed(Average) : 20 MPH
 10 MPH Pace Speed : 21-30 MPH
 Number in Pace : 1042
 Percent in Pace : 50.6%
 Number of Vehicles > 25 MPH : 601
 Percent of Vehicles > 25 MPH : 29.2%

Stahl Sheaffer Engineering, LLC

3939 South Atherton Street, Suite B
 State College, PA 16801
 Tel. 814-689-1562
 www.sse-llc.com



Site Code: 706

Fairmount Ave
 btw Fraser St and S. Allen St

Start Time	22-Sep-08		Tue		Wed		Thu		Fri		Sat		Sun		Week Average	
	WB	EB	WB	EB	WB	EB	WB	EB	WB	EB	WB	EB	WB	EB	WB	EB
12:00 AM	*	*	*	*	*	*	11	21	*	*	*	*	*	*	11	21
01:00	*	*	*	*	*	*	8	9	*	*	*	*	*	*	8	9
02:00	*	*	*	*	*	*	6	14	*	*	*	*	*	*	6	14
03:00	*	*	*	*	*	*	0	2	*	*	*	*	*	*	0	2
04:00	*	*	*	*	*	*	2	3	*	*	*	*	*	*	2	3
05:00	*	*	*	*	*	*	2	2	*	*	*	*	*	*	2	2
06:00	*	*	*	*	*	*	5	5	*	*	*	*	*	*	5	5
07:00	*	*	*	*	*	*	27	28	*	*	*	*	*	*	27	28
08:00	*	*	*	*	*	*	41	49	*	*	*	*	*	*	41	49
09:00	*	*	*	*	*	*	33	57	*	*	*	*	*	*	33	57
10:00	*	*	*	*	*	*	26	52	*	*	*	*	*	*	26	52
11:00	*	*	*	*	*	*	39	73	*	*	*	*	*	*	39	73
12:00 PM	*	*	*	*	*	*	61	74	*	*	*	*	*	*	61	74
01:00	*	*	*	*	*	*	50	78	*	*	*	*	*	*	50	78
02:00	*	*	*	*	*	*	53	87	*	*	*	*	*	*	53	87
03:00	*	*	*	*	*	*	52	90	*	*	*	*	*	*	52	90
04:00	*	*	*	*	*	*	75	110	*	*	*	*	*	*	75	110
05:00	*	*	*	*	*	*	98	109	*	*	*	*	*	*	98	109
06:00	*	*	*	*	*	*	73	96	*	*	*	*	*	*	73	96
07:00	*	*	*	*	*	*	55	74	*	*	*	*	*	*	55	74
08:00	*	*	*	*	*	*	49	74	*	*	*	*	*	*	49	74
09:00	*	*	*	*	*	*	21	54	*	*	*	*	*	*	21	54
10:00	*	*	*	*	*	*	26	43	*	*	*	*	*	*	26	43
11:00	*	*	*	*	*	*	18	26	*	*	*	*	*	*	18	26
Lane Day	0	0	0	0	0	0	831	1230	0	0	0	0	0	0	831	1230
AM Peak Vol.							41	73							41	73
PM Peak Vol.							98	110							98	110

Comb. Total	0	0	0	2061	0	0	0	2061
ADT	ADT 2,061	AADT 2,061						

Stahl Sheaffer Engineering, LLC

3939 South Atherton Street, Suite B
 State College, PA 16801
 Tel. 814-689-1562
 www.sse-llc.com



Site Code: 707

Fairmount Ave
 btw S. Allen St and Pugh St

WB, EB

Start Time	15	20	25	30	35	40	45	50	55	60	65	70	75	999	Total
09/25/08	4	7	13	11	3	0	0	0	0	0	0	0	0	0	38
01:00	0	2	5	8	2	1	1	0	0	0	0	0	0	0	19
02:00	2	0	4	6	3	0	0	0	0	0	0	0	0	0	15
03:00	0	0	1	1	0	0	0	0	0	0	0	0	0	0	2
04:00	2	0	2	1	0	0	0	0	0	0	0	0	0	0	5
05:00	1	2	0	1	0	0	0	0	0	0	0	0	0	0	4
06:00	2	1	2	3	1	0	0	0	0	0	0	0	0	0	9
07:00	4	12	8	11	3	0	0	0	0	0	0	0	0	0	38
08:00	16	13	21	16	0	0	0	0	0	0	0	0	0	0	66
09:00	14	17	21	12	1	0	0	0	0	0	0	0	0	0	65
10:00	7	20	23	15	0	0	0	0	0	0	0	0	0	0	65
11:00	22	24	21	29	2	0	0	0	0	0	0	0	0	0	98
12 PM	13	28	41	16	6	0	0	0	0	0	0	0	0	0	104
13:00	21	28	30	26	2	1	0	0	0	0	0	0	0	0	108
14:00	19	30	32	25	10	0	0	0	0	0	0	0	0	0	116
15:00	16	17	45	37	3	0	0	0	0	0	0	0	0	0	118
16:00	11	39	40	26	2	1	0	0	0	0	0	0	0	0	119
17:00	23	43	61	37	1	0	1	0	0	0	0	0	0	0	166
18:00	23	33	54	23	7	0	0	0	0	0	0	0	0	0	140
19:00	14	37	43	26	2	0	0	0	0	0	0	0	0	0	122
20:00	34	44	38	8	1	0	0	0	0	0	0	0	0	0	125
21:00	14	15	25	18	7	0	0	0	0	0	0	0	0	0	79
22:00	12	21	24	13	1	0	0	0	0	0	0	0	0	0	71
23:00	3	8	12	7	4	0	0	0	0	0	0	0	0	0	34
Total	277	441	566	376	61	3	2	0	0	0	0	0	0	0	1726
Grand Total	277	441	566	376	61	3	2	0	0	0	0	0	0	0	1726

15th Percentile : 15 MPH
 50th Percentile : 22 MPH
 85th Percentile : 28 MPH
 95th Percentile : 30 MPH

Stats
 Mean Speed(Average) : 21 MPH
 10 MPH Pace Speed : 16-25 MPH
 Number in Pace : 1007
 Percent in Pace : 58.3%
 Number of Vehicles > 25 MPH : 442
 Percent of Vehicles > 25 MPH : 25.6%

Stahl Sheaffer Engineering, LLC

3939 South Atherton Street, Suite B
 State College, PA 16801
 Tel. 814-689-1562
 www.sse-llc.com



Site Code: 707

Fairmount Ave
 btw S. Allen St and Pugh St

Start Time	22-Sep-08		Tue		Wed		Thu		Fri		Sat		Sun		Week Average	
	WB	EB	WB	EB	WB	EB	WB	EB	WB	EB	WB	EB	WB	EB	WB	EB
12:00 AM	*	*	*	*	*	*	18	20	*	*	*	*	*	*	18	20
01:00	*	*	*	*	*	*	10	9	*	*	*	*	*	*	10	9
02:00	*	*	*	*	*	*	6	9	*	*	*	*	*	*	6	9
03:00	*	*	*	*	*	*	0	2	*	*	*	*	*	*	0	2
04:00	*	*	*	*	*	*	2	3	*	*	*	*	*	*	2	3
05:00	*	*	*	*	*	*	2	2	*	*	*	*	*	*	2	2
06:00	*	*	*	*	*	*	4	5	*	*	*	*	*	*	4	5
07:00	*	*	*	*	*	*	14	24	*	*	*	*	*	*	14	24
08:00	*	*	*	*	*	*	28	38	*	*	*	*	*	*	28	38
09:00	*	*	*	*	*	*	29	36	*	*	*	*	*	*	29	36
10:00	*	*	*	*	*	*	28	37	*	*	*	*	*	*	28	37
11:00	*	*	*	*	*	*	37	61	*	*	*	*	*	*	37	61
12:00 PM	*	*	*	*	*	*	52	52	*	*	*	*	*	*	52	52
01:00	*	*	*	*	*	*	50	58	*	*	*	*	*	*	50	58
02:00	*	*	*	*	*	*	47	69	*	*	*	*	*	*	47	69
03:00	*	*	*	*	*	*	46	72	*	*	*	*	*	*	46	72
04:00	*	*	*	*	*	*	67	52	*	*	*	*	*	*	67	52
05:00	*	*	*	*	*	*	77	89	*	*	*	*	*	*	77	89
06:00	*	*	*	*	*	*	63	77	*	*	*	*	*	*	63	77
07:00	*	*	*	*	*	*	60	62	*	*	*	*	*	*	60	62
08:00	*	*	*	*	*	*	63	62	*	*	*	*	*	*	63	62
09:00	*	*	*	*	*	*	23	56	*	*	*	*	*	*	23	56
10:00	*	*	*	*	*	*	29	42	*	*	*	*	*	*	29	42
11:00	*	*	*	*	*	*	17	17	*	*	*	*	*	*	17	17
Lane Day	0	0	0	0	0	0	772	954	0	0	0	0	0	0	772	954
AM Peak Vol.							11:00	11:00							11:00	11:00
PM Peak Vol.							17:00	17:00							17:00	17:00
Comb. Total	0	0	0	0	0	0	1726	1726	0	0	0	0	0	0	1726	1726
ADT	ADT 1,726		AADT 1,726													

Comb. Total

0

0

0

1726

0

0

0

1726

ADT

ADT 1,726

AADT 1,726

Stahl Sheaffer Engineering, LLC

3939 South Atherton Street, Suite B
 State College, PA 16801
 Tel. 814-689-1562
 www.sse-llc.com



Site Code: 708

Fairmount Ave
 btw Pugh St and Garner St

EB, WB

Start Time	15	20	25	30	35	40	45	50	55	60	65	70	75	999	Total
09/25/08	3	8	26	7	4	0	0	0	0	0	0	0	0	0	48
01:00	5	7	9	6	3	0	1	0	0	0	0	0	0	0	31
02:00	3	4	7	6	1	0	0	1	0	0	0	0	0	0	22
03:00	0	2	1	2	0	0	0	0	0	0	0	0	0	0	5
04:00	0	1	2	2	0	0	0	0	0	0	0	0	0	0	5
05:00	0	0	0	0	0	0	0	0	0	0	0	0	0	0	0
06:00	1	2	6	4	2	0	0	0	0	0	0	0	0	0	15
07:00	4	5	10	10	1	0	0	0	0	0	0	0	0	0	30
08:00	5	9	15	13	5	0	0	0	0	0	0	0	0	0	47
09:00	4	13	13	14	3	1	0	0	0	0	0	0	0	0	48
10:00	2	5	20	20	2	2	0	0	0	0	0	0	0	0	51
11:00	14	21	23	23	4	1	0	0	0	0	0	0	0	0	86
12 PM	6	10	30	23	18	1	0	0	0	0	0	0	0	0	88
13:00	7	9	25	25	12	0	0	0	0	0	0	0	0	0	78
14:00	4	12	36	35	5	2	0	0	0	0	0	0	0	0	94
15:00	10	9	32	30	11	2	0	0	0	0	0	0	0	0	94
16:00	13	20	36	33	8	1	0	0	0	0	0	0	0	0	111
17:00	14	15	57	51	9	1	0	1	0	0	0	0	0	0	148
18:00	6	17	47	39	9	2	1	0	0	0	0	0	0	0	121
19:00	4	6	33	37	11	1	0	0	0	0	0	0	0	0	92
20:00	10	12	45	34	7	0	0	0	0	0	0	0	0	0	108
21:00	4	10	22	21	6	0	0	0	0	0	0	0	0	0	63
22:00	11	20	38	21	2	0	0	0	0	0	0	0	0	0	92
23:00	4	8	17	9	2	0	0	0	0	0	0	0	0	0	40
Total	134	225	550	465	125	14	2	2	0	0	0	0	0	0	1517
Grand Total	134	225	550	465	125	14	2	2	0	0	0	0	0	0	1517

15th Percentile : 18 MPH
 50th Percentile : 24 MPH
 85th Percentile : 30 MPH
 95th Percentile : 33 MPH

Stats
 Mean Speed(Average) : 23 MPH
 10 MPH Pace Speed : 21-30 MPH
 Number in Pace : 1015
 Percent in Pace : 66.9%
 Number of Vehicles > 25 MPH : 608
 Percent of Vehicles > 25 MPH : 40.1%

Stahl Sheaffer Engineering, LLC

3939 South Atherton Street, Suite B
 State College, PA 16801
 Tel. 814-689-1562
 www.sse-llc.com



Site Code: 709

Fairmount Ave
 btw Garner St and Hetzel St

WB, EB

Start Time	15	16	20	21	25	26	30	31	35	36	40	41	45	46	50	51	55	56	60	61	65	66	70	71	75	76	999	Total
09/25/08	2	1	3	5	2	0	0	0	0	0	0	0	0	0	0	0	0	0	0	0	0	0	0	0	0	0	0	13
01:00	0	4	0	0	0	1	0	0	0	0	0	0	0	0	0	0	0	0	0	0	0	0	0	0	0	0	0	5
02:00	1	4	0	2	1	0	0	0	0	0	0	0	0	0	0	0	0	0	0	0	0	0	0	0	0	0	0	8
03:00	0	2	1	2	0	0	0	0	0	0	0	0	0	0	0	0	0	0	0	0	0	0	0	0	0	0	0	5
04:00	0	0	0	0	0	0	0	0	0	0	0	0	0	0	0	0	0	0	0	0	0	0	0	0	0	0	0	0
05:00	0	0	0	0	0	0	0	0	0	0	0	0	0	0	0	0	0	0	0	0	0	0	0	0	0	0	0	0
06:00	1	0	2	0	0	0	0	0	0	0	0	0	0	0	0	0	0	0	0	0	0	0	0	0	0	0	0	3
07:00	0	1	2	1	0	0	0	0	0	0	0	0	0	0	0	0	0	0	0	0	0	0	0	0	0	0	0	4
08:00	3	1	4	4	1	1	1	0	0	0	0	0	0	0	0	0	0	0	0	0	0	0	0	0	0	0	0	14
09:00	4	5	5	1	1	0	0	0	0	0	0	0	0	0	0	0	0	0	0	0	0	0	0	0	0	0	0	16
10:00	1	5	3	5	0	0	0	0	0	0	0	0	0	0	0	0	0	0	0	0	0	0	0	0	0	0	0	14
11:00	2	4	13	3	2	1	0	0	0	0	0	0	0	0	0	0	0	0	0	0	0	0	0	0	0	0	0	25
12 PM	2	6	7	11	2	0	0	0	0	0	0	0	0	0	0	0	0	0	0	0	0	0	0	0	0	0	0	28
13:00	5	3	6	6	3	0	0	0	0	0	0	0	0	0	0	0	0	0	0	0	0	0	0	0	0	0	0	23
14:00	0	5	11	14	2	0	0	0	0	0	0	0	0	0	0	0	0	0	0	0	0	0	0	0	0	0	0	32
15:00	1	6	16	5	3	1	0	0	0	0	0	0	0	0	0	0	0	0	0	0	0	0	0	0	0	0	0	32
16:00	2	8	9	4	3	2	0	0	0	0	0	0	0	0	0	0	0	0	0	0	0	0	0	0	0	0	0	28
17:00	2	9	13	7	5	0	1	0	0	0	0	0	0	0	0	0	0	0	0	0	0	0	0	0	0	0	0	37
18:00	3	5	8	9	3	1	0	0	0	0	0	0	0	0	0	0	0	0	0	0	0	0	0	0	0	0	0	29
19:00	1	1	9	4	2	0	0	0	0	0	0	0	0	0	0	0	0	0	0	0	0	0	0	0	0	0	0	17
20:00	2	6	15	11	0	0	0	0	0	0	0	0	0	0	0	0	0	0	0	0	0	0	0	0	0	0	0	34
21:00	1	4	10	2	1	1	0	1	0	0	0	0	0	0	0	0	0	0	0	0	0	0	0	0	0	0	0	20
22:00	1	6	5	4	0	0	0	0	0	0	0	0	0	0	0	0	0	0	0	0	0	0	0	0	0	0	0	16
23:00	1	5	3	3	2	0	0	0	0	0	0	0	0	0	0	0	0	0	0	0	0	0	0	0	0	0	0	14
Total	35	91	145	103	33	8	1	1	0	0	0	0	0	0	0	0	0	0	0	0	0	0	0	0	0	0	417	
Grand Total	35	91	145	103	33	8	1	1	0	0	0	0	0	0	0	0	0	0	0	0	0	0	0	0	0	0	417	

15th Percentile : 17 MPH
 50th Percentile : 23 MPH
 85th Percentile : 29 MPH
 95th Percentile : 34 MPH

Stats
 Mean Speed(Average) : 23 MPH
 10 MPH Pace Speed : 21-30 MPH
 Number in Pace : 248
 Percent in Pace : 59.5%
 Number of Vehicles > 25 MPH : 146
 Percent of Vehicles > 25 MPH : 35.0%

Stahl Sheaffer Engineering, LLC

3939 South Atherton Street, Suite B
 State College, PA 16801
 Tel. 814-689-1562
 www.sse-llc.com



Site Code: 710

Foster Ave
 btw Burrows St and Atherton St

WB, EB

Start Time	15	20	25	30	35	40	45	50	55	60	65	70	75	999	Total
09/30/08	2	1	2	4	0	0	0	0	0	0	0	0	0	0	9
01:00	2	0	0	0	0	0	0	0	0	0	0	0	0	0	2
02:00	4	0	0	0	0	0	0	0	0	0	0	0	0	0	4
03:00	1	0	0	0	0	0	0	0	0	0	0	0	0	0	1
04:00	2	0	0	0	1	0	0	0	0	0	0	0	0	0	3
05:00	2	1	0	1	0	0	0	0	0	0	0	0	0	0	4
06:00	6	1	2	1	0	0	0	0	0	0	0	0	0	0	10
07:00	19	6	6	0	1	0	0	0	0	0	0	0	0	0	32
08:00	26	6	8	2	0	0	0	0	0	0	0	0	0	0	42
09:00	16	7	15	4	1	0	0	0	0	0	0	0	0	0	43
10:00	17	6	12	0	0	0	0	0	0	0	0	0	0	0	35
11:00	22	6	16	4	0	0	0	0	0	0	0	0	0	0	48
12 PM	29	11	14	2	0	0	0	0	0	0	0	0	0	0	56
13:00	19	6	8	2	0	0	0	0	0	0	0	0	0	0	35
14:00	22	4	9	3	0	0	0	0	0	0	0	0	0	0	38
15:00	16	7	9	4	0	0	0	0	0	0	0	0	0	0	36
16:00	19	6	11	2	0	0	0	0	0	0	0	0	0	0	38
17:00	42	11	13	2	0	0	0	0	0	0	0	0	0	0	68
18:00	17	7	8	3	0	0	0	0	0	0	0	0	0	0	35
19:00	26	12	10	7	0	0	0	0	0	0	0	0	0	0	55
20:00	16	6	17	3	0	0	0	0	0	0	0	0	0	0	42
21:00	23	3	8	3	0	0	0	0	0	0	0	0	0	0	37
22:00	11	3	7	4	0	0	0	0	0	0	0	0	0	0	25
23:00	13	0	3	1	0	0	0	0	0	0	0	0	0	0	17
Total	372	110	178	52	3	0	0	0	0	0	0	0	0	0	715
Grand Total	372	110	178	52	3	0	0	0	0	0	0	0	0	0	715

15th Percentile : 5 MPH
 50th Percentile : 15 MPH
 85th Percentile : 24 MPH
 95th Percentile : 27 MPH

Stats
 Mean Speed(Average) : 15 MPH
 10 MPH Pace Speed : 16-25 MPH
 Number in Pace : 288
 Percent in Pace : 40.3%
 Number of Vehicles > 25 MPH : 55
 Percent of Vehicles > 25 MPH : 7.7%

Stahl Sheaffer Engineering, LLC

3939 South Atherton Street, Suite B
 State College, PA 16801
 Tel. 814-689-1562
 www.sse-llc.com



Site Code: 710

Foster Ave
 btw Burrows St and Atherton St

Start Time	29-Sep-08		Tue		Wed		Thu		Fri		Sat		Sun		Week Average	
	WB	EB	WB	EB	WB	EB	WB	EB	WB	EB	WB	EB	WB	EB	WB	EB
12:00 AM	*	*	8	1	*	*	*	*	*	*	*	*	*	*	8	1
01:00	*	*	2	0	*	*	*	*	*	*	*	*	*	*	2	0
02:00	*	*	3	1	*	*	*	*	*	*	*	*	*	*	3	1
03:00	*	*	1	0	*	*	*	*	*	*	*	*	*	*	1	0
04:00	*	*	2	1	*	*	*	*	*	*	*	*	*	*	2	1
05:00	*	*	0	4	*	*	*	*	*	*	*	*	*	*	0	4
06:00	*	*	3	7	*	*	*	*	*	*	*	*	*	*	3	7
07:00	*	*	15	17	*	*	*	*	*	*	*	*	*	*	15	17
08:00	*	*	20	22	*	*	*	*	*	*	*	*	*	*	20	22
09:00	*	*	22	21	*	*	*	*	*	*	*	*	*	*	22	21
10:00	*	*	17	18	*	*	*	*	*	*	*	*	*	*	17	18
11:00	*	*	26	22	*	*	*	*	*	*	*	*	*	*	26	22
12:00 PM	*	*	18	38	*	*	*	*	*	*	*	*	*	*	18	38
01:00	*	*	14	21	*	*	*	*	*	*	*	*	*	*	14	21
02:00	*	*	21	17	*	*	*	*	*	*	*	*	*	*	21	17
03:00	*	*	23	13	*	*	*	*	*	*	*	*	*	*	23	13
04:00	*	*	23	15	*	*	*	*	*	*	*	*	*	*	23	15
05:00	*	*	24	44	*	*	*	*	*	*	*	*	*	*	24	44
06:00	*	*	22	13	*	*	*	*	*	*	*	*	*	*	22	13
07:00	*	*	39	16	*	*	*	*	*	*	*	*	*	*	39	16
08:00	*	*	26	16	*	*	*	*	*	*	*	*	*	*	26	16
09:00	*	*	23	14	*	*	*	*	*	*	*	*	*	*	23	14
10:00	*	*	21	4	*	*	*	*	*	*	*	*	*	*	21	4
11:00	*	*	15	2	*	*	*	*	*	*	*	*	*	*	15	2
Lane Day	0	0	388	327	0	0	0	0	0	0	0	0	0	0	388	327
AM Peak Vol.			11:00	08:00											11:00	08:00
PM Peak Vol.			19:00	17:00											19:00	17:00
Comb. Total	0		715		0		0		0		0		0		715	
ADT	ADT 715		AADT 715													

Comb. Total

ADT

0 715 0 0 0 0 0 0 0 715

ADT 715 AADT 715

Stahl Sheaffer Engineering, LLC

3939 South Atherton Street, Suite B
 State College, PA 16801
 Tel. 814-689-1562
 www.sse-llc.com



Site Code: 711

Foster Ave
 btw Burrows St and Fraser St

WB, EB

Start Time	15	16	20	21	25	26	30	31	35	36	40	41	45	46	50	51	55	56	60	61	65	66	70	71	75	76	999	Total
10/02/08	1	2	0	2	0	0	0	0	0	0	0	0	0	0	0	0	0	0	0	0	0	0	0	0	0	0	5	
01:00	1	1	3	1	0	0	0	0	0	0	0	0	0	0	0	0	0	0	0	0	0	0	0	0	0	0	6	
02:00	1	0	1	1	1	0	0	0	0	0	0	0	0	0	0	0	0	0	0	0	0	0	0	0	0	0	4	
03:00	2	2	1	1	0	0	0	0	0	0	0	0	0	0	0	0	0	0	0	0	0	0	0	0	0	0	6	
04:00	0	3	1	0	0	0	0	0	0	0	0	0	0	0	0	0	0	0	0	0	0	0	0	0	0	0	4	
05:00	0	0	0	1	0	0	0	0	0	0	0	0	0	0	0	0	0	0	0	0	0	0	0	0	0	0	1	
06:00	3	3	5	1	0	0	0	0	0	0	0	0	0	0	0	0	0	0	0	0	0	0	0	0	0	0	12	
07:00	4	8	12	3	0	0	0	0	0	0	0	0	0	0	0	0	0	0	0	0	0	0	0	0	0	0	27	
08:00	7	17	20	5	0	0	0	0	0	0	0	0	0	0	0	0	0	0	0	0	0	0	0	0	0	0	49	
09:00	8	24	27	4	0	0	0	0	0	0	0	0	0	0	0	0	0	0	0	0	0	0	0	0	0	0	63	
10:00	8	14	20	9	0	0	0	0	0	0	0	0	0	0	0	0	0	0	0	0	0	0	0	0	0	0	51	
11:00	12	24	17	4	0	0	0	0	0	0	0	0	0	0	0	0	0	0	0	0	0	0	0	0	0	0	57	
12 PM	18	23	16	4	0	0	0	0	0	0	0	0	0	0	0	0	0	0	0	0	0	0	0	0	0	0	61	
13:00	7	11	24	0	0	0	0	0	0	0	0	0	0	0	0	0	0	0	0	0	0	0	0	0	0	0	42	
14:00	12	15	20	5	0	0	0	0	0	0	0	0	0	0	0	0	0	0	0	0	0	0	0	0	0	0	52	
15:00	9	14	29	4	0	0	0	0	0	0	0	0	0	0	0	0	0	0	0	0	0	0	0	0	0	0	56	
16:00	13	22	22	1	0	0	0	0	0	0	0	0	0	0	0	0	0	0	0	0	0	0	0	0	0	0	58	
17:00	28	38	34	5	0	0	0	0	0	0	0	0	0	0	0	0	0	0	0	0	0	0	0	0	0	0	105	
18:00	51	33	12	3	0	0	0	0	0	0	0	0	0	0	0	0	0	0	0	0	0	0	0	0	0	0	99	
19:00	34	38	17	1	0	0	0	0	0	0	0	0	0	0	0	0	0	0	0	0	0	0	0	0	0	0	90	
20:00	10	11	12	2	0	0	0	0	0	0	0	0	0	0	0	0	0	0	0	0	0	0	0	0	0	0	35	
21:00	8	11	9	1	0	0	0	0	0	0	0	0	0	0	0	0	0	0	0	0	0	0	0	0	0	0	29	
22:00	0	5	5	3	0	0	0	0	0	0	0	0	0	0	0	0	0	0	0	0	0	0	0	0	0	0	13	
23:00	2	3	8	1	0	0	0	0	0	0	0	0	0	0	0	0	0	0	0	0	0	0	0	0	0	0	14	
Total	239	322	315	62	1	0	0	0	0	0	0	0	0	0	0	0	0	0	0	0	0	0	0	0	0	0	939	
Grand Total	239	322	315	62	1	0	0	0	0	0	0	0	0	0	0	0	0	0	0	0	0	0	0	0	0	0	939	

15th Percentile : 9 MPH
 50th Percentile : 19 MPH
 85th Percentile : 24 MPH
 95th Percentile : 27 MPH

Stats
 Mean Speed(Average) : 18 MPH
 10 MPH Pace Speed : 16-25 MPH
 Number in Pace : 637
 Percent in Pace : 67.8%
 Number of Vehicles > 25 MPH : 63
 Percent of Vehicles > 25 MPH : 6.7%

Stahl Sheaffer Engineering, LLC

3939 South Atherton Street, Suite B
 State College, PA 16801
 Tel. 814-689-1562
 www.sse-llc.com



Site Code: 711

Foster Ave
 btw Burrows St and Fraser St

Start Time	29-Sep-08		Tue		Wed		Thu		Fri		Sat		Sun		Week Average	
	WB	EB	WB	EB	WB	EB	WB	EB	WB	EB	WB	EB	WB	EB	WB	EB
12:00 AM	*	*	*	*	*	*	2	3	*	*	*	*	*	*	2	3
01:00	*	*	*	*	*	*	3	3	*	*	*	*	*	*	3	3
02:00	*	*	*	*	*	*	1	3	*	*	*	*	*	*	1	3
03:00	*	*	*	*	*	*	4	2	*	*	*	*	*	*	4	2
04:00	*	*	*	*	*	*	3	1	*	*	*	*	*	*	3	1
05:00	*	*	*	*	*	*	0	1	*	*	*	*	*	*	0	1
06:00	*	*	*	*	*	*	1	11	*	*	*	*	*	*	1	11
07:00	*	*	*	*	*	*	3	24	*	*	*	*	*	*	3	24
08:00	*	*	*	*	*	*	21	28	*	*	*	*	*	*	21	28
09:00	*	*	*	*	*	*	16	47	*	*	*	*	*	*	16	47
10:00	*	*	*	*	*	*	13	38	*	*	*	*	*	*	13	38
11:00	*	*	*	*	*	*	23	34	*	*	*	*	*	*	23	34
12:00 PM	*	*	*	*	*	*	14	47	*	*	*	*	*	*	14	47
01:00	*	*	*	*	*	*	12	30	*	*	*	*	*	*	12	30
02:00	*	*	*	*	*	*	22	30	*	*	*	*	*	*	22	30
03:00	*	*	*	*	*	*	25	31	*	*	*	*	*	*	25	31
04:00	*	*	*	*	*	*	22	36	*	*	*	*	*	*	22	36
05:00	*	*	*	*	*	*	34	71	*	*	*	*	*	*	34	71
06:00	*	*	*	*	*	*	30	69	*	*	*	*	*	*	30	69
07:00	*	*	*	*	*	*	45	45	*	*	*	*	*	*	45	45
08:00	*	*	*	*	*	*	22	13	*	*	*	*	*	*	22	13
09:00	*	*	*	*	*	*	16	13	*	*	*	*	*	*	16	13
10:00	*	*	*	*	*	*	5	8	*	*	*	*	*	*	5	8
11:00	*	*	*	*	*	*	5	9	*	*	*	*	*	*	5	9
Lane Day	0	0	0	0	0	0	342	597	0	0	0	0	0	0	342	597
AM Peak Vol.							11:00	09:00							11:00	09:00
PM Peak Vol.							19:00	17:00							19:00	17:00
Comb. Total	0	0	0	0	0	0	939	939	0	0	0	0	0	0	939	939
ADT	ADT 939		AADT 939													

Comb. Total

ADT

0

0

0

939

0

0

0

939

ADT 939

AADT 939

Stahl Sheaffer Engineering, LLC

3939 South Atherton Street, Suite B
 State College, PA 16801
 Tel. 814-689-1562
 www.sse-llc.com



Site Code: 712

Foster Ave
 btw S. Allen St and Pugh St

EB, WB

Start Time	15	20	25	30	35	40	45	50	55	60	65	70	75	999	Total
10/02/08	6	0	6	0	1	0	0	0	0	0	0	0	0	0	13
01:00	8	2	2	0	0	0	0	0	0	0	0	0	0	0	12
02:00	7	3	5	2	1	0	0	0	0	0	0	0	0	0	18
03:00	5	1	1	1	0	0	0	0	0	0	0	0	0	0	8
04:00	5	2	2	0	0	0	0	0	0	0	0	0	0	0	9
05:00	10	0	1	1	0	0	0	0	0	0	0	0	0	0	12
06:00	15	2	2	0	0	0	0	0	0	0	0	0	0	0	19
07:00	19	23	9	1	0	0	0	0	0	0	0	0	0	0	52
08:00	42	29	19	3	0	0	0	0	0	0	0	0	0	0	93
09:00	41	35	13	1	1	0	0	0	0	0	0	0	0	0	91
10:00	47	27	20	3	0	0	0	0	0	0	0	0	0	0	97
11:00	58	30	23	5	1	0	0	0	0	0	0	0	0	0	117
12 PM	49	40	28	5	0	0	0	0	0	0	0	0	0	0	122
13:00	75	36	29	4	0	0	0	0	0	0	0	0	0	0	144
14:00	40	39	32	2	0	0	0	0	0	0	0	0	0	0	113
15:00	55	50	25	6	0	0	0	0	0	0	0	0	0	0	136
16:00	49	56	40	6	1	0	0	0	0	0	0	0	0	0	152
17:00	117	111	50	6	0	0	0	0	0	0	0	0	0	0	284
18:00	84	105	63	10	1	0	0	0	0	0	0	0	0	0	263
19:00	82	43	23	3	0	0	0	0	0	0	0	0	0	0	151
20:00	40	31	27	2	0	0	0	0	0	0	0	0	0	0	100
21:00	11	10	17	3	0	0	0	0	0	0	0	0	0	0	41
22:00	19	8	8	4	0	0	0	0	0	0	0	0	0	0	39
23:00	11	4	3	1	0	0	0	0	0	0	0	0	0	0	19
Total	895	687	448	69	6	0	0	0	0	0	0	0	0	0	2105
Grand Total	895	687	448	69	6	0	0	0	0	0	0	0	0	0	2105

15th Percentile : 6 MPH
 50th Percentile : 17 MPH
 85th Percentile : 23 MPH
 95th Percentile : 25 MPH

Stats
 Mean Speed(Average) : 15 MPH
 10 MPH Pace Speed : 16-25 MPH
 Number in Pace : 1135
 Percent in Pace : 53.9%
 Number of Vehicles > 25 MPH : 75
 Percent of Vehicles > 25 MPH : 3.6%

Stahl Sheaffer Engineering, LLC

3939 South Atherton Street, Suite B
 State College, PA 16801
 Tel. 814-689-1562
 www.sse-llc.com



Site Code: 712

Foster Ave
 btw S. Allen St and Pugh St

Start Time	29-Sep-08		Tue		Wed		Thu		Fri		Sat		Sun		Week Average	
	EB	WB	EB	WB	EB	WB	EB	WB	EB	WB	EB	WB	EB	WB	EB	WB
12:00 AM	*	*	*	*	*	*	6	7	*	*	*	*	*	*	6	7
01:00	*	*	*	*	*	*	3	9	*	*	*	*	*	*	3	9
02:00	*	*	*	*	*	*	10	8	*	*	*	*	*	*	10	8
03:00	*	*	*	*	*	*	3	5	*	*	*	*	*	*	3	5
04:00	*	*	*	*	*	*	4	5	*	*	*	*	*	*	4	5
05:00	*	*	*	*	*	*	7	5	*	*	*	*	*	*	7	5
06:00	*	*	*	*	*	*	15	4	*	*	*	*	*	*	15	4
07:00	*	*	*	*	*	*	23	29	*	*	*	*	*	*	23	29
08:00	*	*	*	*	*	*	55	38	*	*	*	*	*	*	55	38
09:00	*	*	*	*	*	*	51	40	*	*	*	*	*	*	51	40
10:00	*	*	*	*	*	*	54	43	*	*	*	*	*	*	54	43
11:00	*	*	*	*	*	*	57	60	*	*	*	*	*	*	57	60
12:00 PM	*	*	*	*	*	*	63	59	*	*	*	*	*	*	63	59
01:00	*	*	*	*	*	*	71	73	*	*	*	*	*	*	71	73
02:00	*	*	*	*	*	*	47	66	*	*	*	*	*	*	47	66
03:00	*	*	*	*	*	*	53	83	*	*	*	*	*	*	53	83
04:00	*	*	*	*	*	*	55	97	*	*	*	*	*	*	55	97
05:00	*	*	*	*	*	*	178	106	*	*	*	*	*	*	178	106
06:00	*	*	*	*	*	*	178	85	*	*	*	*	*	*	178	85
07:00	*	*	*	*	*	*	80	71	*	*	*	*	*	*	80	71
08:00	*	*	*	*	*	*	40	60	*	*	*	*	*	*	40	60
09:00	*	*	*	*	*	*	20	21	*	*	*	*	*	*	20	21
10:00	*	*	*	*	*	*	24	15	*	*	*	*	*	*	24	15
11:00	*	*	*	*	*	*	6	13	*	*	*	*	*	*	6	13
Lane Day	0	0	0	0	0	0	1103	1002	0	0	0	0	0	0	1103	1002
AM Peak Vol.							11:00	11:00							11:00	11:00
PM Peak Vol.							17:00	17:00							17:00	17:00
Comb. Total	0	0	0	0	0	0	2105	2105	0	0	0	0	0	0	2105	2105
ADT	ADT 2,105		AADT 2,105													

Comb. Total

0

0

0

2105

0

0

0

2105

ADT

ADT 2,105

AADT 2,105

Stahl Sheaffer Engineering, LLC

3939 South Atherton Street, Suite B
 State College, PA 16801
 Tel. 814-689-1562
 www.sse-llc.com



Site Code: 713

Foster Ave
 btw Pugh St and Garner St

EB, WB

Start Time	15	20	25	30	35	40	45	50	55	60	65	70	75	999	Total
10/02/08	4	7	14	8	4	1	0	0	0	0	0	0	0	0	38
01:00	7	1	3	5	3	0	0	0	0	0	0	0	0	0	19
02:00	3	4	6	3	6	1	0	0	0	0	0	0	0	0	23
03:00	0	1	5	0	2	0	0	0	0	0	0	0	0	0	8
04:00	1	1	2	2	1	0	0	0	0	0	0	0	0	0	7
05:00	0	1	1	3	1	0	0	0	0	0	0	0	0	0	6
06:00	1	2	3	4	1	0	0	0	0	0	0	0	0	0	11
07:00	5	11	12	9	2	0	0	0	0	0	0	0	0	0	39
08:00	6	4	27	22	4	0	0	0	0	0	0	0	0	0	63
09:00	9	9	26	16	5	0	0	0	0	0	0	0	0	0	65
10:00	17	5	22	12	1	0	0	0	0	0	0	0	0	0	57
11:00	9	10	28	19	3	0	0	0	0	0	0	0	0	0	69
12 PM	10	13	46	29	3	1	0	0	0	0	0	0	0	0	102
13:00	9	19	33	22	7	2	0	0	0	0	0	0	0	0	92
14:00	14	23	41	20	2	1	0	0	0	0	0	0	0	0	101
15:00	15	27	35	36	4	0	0	0	0	0	0	0	0	0	117
16:00	12	28	50	37	9	0	0	0	0	0	0	0	0	0	136
17:00	17	21	66	56	6	1	0	0	0	0	0	0	0	0	167
18:00	8	19	36	42	6	1	0	0	0	0	0	0	0	0	112
19:00	13	18	48	24	4	1	0	0	0	0	0	0	0	0	108
20:00	8	13	35	27	3	0	0	0	0	0	0	0	0	0	86
21:00	8	12	22	27	8	0	0	0	0	0	0	0	0	0	77
22:00	17	14	23	14	6	1	0	0	0	0	0	0	0	0	75
23:00	2	1	10	11	7	0	0	0	0	0	0	0	0	0	31
Total	195	264	594	448	98	10	0	0	0	0	0	0	0	0	1609
Grand Total	195	264	594	448	98	10	0	0	0	0	0	0	0	0	1609

15th Percentile : 16 MPH
 50th Percentile : 23 MPH
 85th Percentile : 29 MPH
 95th Percentile : 32 MPH

Stats
 Mean Speed(Average) : 22 MPH
 10 MPH Pace Speed : 21-30 MPH
 Number in Pace : 1042
 Percent in Pace : 64.8%
 Number of Vehicles > 25 MPH : 556
 Percent of Vehicles > 25 MPH : 34.6%

Stahl Sheaffer Engineering, LLC

3939 South Atherton Street, Suite B
 State College, PA 16801
 Tel. 814-689-1562
 www.sse-llc.com



Site Code: 713

Foster Ave
 btw Pugh St and Garner St

Start Time	29-Sep-08		Tue		Wed		Thu		Fri		Sat		Sun		Week Average	
	EB	WB	EB	WB	EB	WB	EB	WB	EB	WB	EB	WB	EB	WB	EB	WB
12:00 AM	*	*	*	*	*	*	16	22	*	*	*	*	*	*	16	22
01:00	*	*	*	*	*	*	7	12	*	*	*	*	*	*	7	12
02:00	*	*	*	*	*	*	9	14	*	*	*	*	*	*	9	14
03:00	*	*	*	*	*	*	3	5	*	*	*	*	*	*	3	5
04:00	*	*	*	*	*	*	0	7	*	*	*	*	*	*	0	7
05:00	*	*	*	*	*	*	4	2	*	*	*	*	*	*	4	2
06:00	*	*	*	*	*	*	4	7	*	*	*	*	*	*	4	7
07:00	*	*	*	*	*	*	13	26	*	*	*	*	*	*	13	26
08:00	*	*	*	*	*	*	31	32	*	*	*	*	*	*	31	32
09:00	*	*	*	*	*	*	39	26	*	*	*	*	*	*	39	26
10:00	*	*	*	*	*	*	20	37	*	*	*	*	*	*	20	37
11:00	*	*	*	*	*	*	31	38	*	*	*	*	*	*	31	38
12:00 PM	*	*	*	*	*	*	56	46	*	*	*	*	*	*	56	46
01:00	*	*	*	*	*	*	44	48	*	*	*	*	*	*	44	48
02:00	*	*	*	*	*	*	54	47	*	*	*	*	*	*	54	47
03:00	*	*	*	*	*	*	50	67	*	*	*	*	*	*	50	67
04:00	*	*	*	*	*	*	67	69	*	*	*	*	*	*	67	69
05:00	*	*	*	*	*	*	78	89	*	*	*	*	*	*	78	89
06:00	*	*	*	*	*	*	60	52	*	*	*	*	*	*	60	52
07:00	*	*	*	*	*	*	42	66	*	*	*	*	*	*	42	66
08:00	*	*	*	*	*	*	32	54	*	*	*	*	*	*	32	54
09:00	*	*	*	*	*	*	30	47	*	*	*	*	*	*	30	47
10:00	*	*	*	*	*	*	37	38	*	*	*	*	*	*	37	38
11:00	*	*	*	*	*	*	16	15	*	*	*	*	*	*	16	15
Lane Day	0	0	0	0	0	0	743	866	0	0	0	0	0	0	743	866
AM Peak Vol.								09:00 39	11:00 38						09:00 39	11:00 38
PM Peak Vol.								17:00 78	17:00 89						17:00 78	17:00 89

Comb. Total	0	0	0	1609	0	0	0	1609
ADT	ADT 1,609	AADT 1,609						

Stahl Sheaffer Engineering, LLC

3939 South Atherton Street, Suite B
 State College, PA 16801
 Tel. 814-689-1562
 www.sse-llc.com



Site Code: 714

Foster St
 btw Garner St and University Dr

WB, EB

Start Time	15	20	25	30	35	40	45	50	55	60	65	70	75	999	Total
10/02/08	0	10	6	1	1	0	0	0	0	0	0	0	0	0	18
01:00	0	4	4	2	0	0	0	0	0	0	0	0	0	0	10
02:00	2	3	4	1	0	0	0	0	0	0	0	0	0	0	10
03:00	2	3	2	0	0	0	0	0	0	0	0	0	0	0	7
04:00	0	0	1	1	0	0	0	0	0	0	0	0	0	0	2
05:00	0	1	0	2	0	0	0	0	0	0	0	0	0	0	3
06:00	0	4	3	0	0	0	0	0	0	0	0	0	0	0	7
07:00	2	20	7	0	0	0	0	0	0	0	0	0	0	0	29
08:00	9	22	16	1	0	0	0	0	0	0	0	0	0	0	48
09:00	4	17	16	3	0	0	0	0	0	0	0	0	0	0	40
10:00	4	23	7	1	0	0	0	0	0	0	0	0	0	0	35
11:00	8	26	18	3	0	0	0	0	0	0	0	0	0	0	55
12 PM	11	14	25	4	0	0	0	0	0	0	0	0	0	0	54
13:00	12	24	18	1	1	0	0	0	0	0	0	0	0	0	56
14:00	13	21	16	4	0	0	0	0	0	0	0	0	0	0	54
15:00	7	35	22	2	0	0	0	0	0	0	0	0	0	0	66
16:00	10	39	30	3	1	0	0	0	0	0	0	0	0	0	83
17:00	11	52	34	5	0	0	0	0	0	0	0	0	0	0	102
18:00	7	31	23	5	0	0	0	0	0	0	0	0	0	0	66
19:00	8	36	26	4	0	0	0	0	0	0	0	0	0	0	74
20:00	5	29	20	3	1	0	0	0	0	0	0	0	0	0	58
21:00	3	15	16	1	0	0	0	0	0	0	0	0	0	0	35
22:00	6	14	6	1	0	0	0	0	0	0	0	0	0	0	27
23:00	0	9	10	0	0	0	0	0	0	0	0	0	0	0	19
Total	124	452	330	48	4	0	0	0	0	0	0	0	0	0	958
Grand Total	124	452	330	48	4	0	0	0	0	0	0	0	0	0	958

15th Percentile : 16 MPH
 50th Percentile : 19 MPH
 85th Percentile : 24 MPH
 95th Percentile : 26 MPH

Stats
 Mean Speed(Average) : 19 MPH
 10 MPH Pace Speed : 16-25 MPH
 Number in Pace : 782
 Percent in Pace : 81.6%
 Number of Vehicles > 25 MPH : 52
 Percent of Vehicles > 25 MPH : 5.4%

Stahl Sheaffer Engineering, LLC

3939 South Atherton Street, Suite B
 State College, PA 16801
 Tel. 814-689-1562
 www.sse-llc.com



Site Code: 714

Foster St
 btw Garner St and University Dr

Start Time	29-Sep-08		Tue		Wed		Thu		Fri		Sat		Sun		Week Average	
	WB	EB	WB	EB	WB	EB	WB	EB	WB	EB	WB	EB	WB	EB	WB	EB
12:00 AM	*	*	*	*	*	*	13	5	*	*	*	*	*	*	13	5
01:00	*	*	*	*	*	*	3	7	*	*	*	*	*	*	3	7
02:00	*	*	*	*	*	*	4	6	*	*	*	*	*	*	4	6
03:00	*	*	*	*	*	*	4	3	*	*	*	*	*	*	4	3
04:00	*	*	*	*	*	*	1	1	*	*	*	*	*	*	1	1
05:00	*	*	*	*	*	*	1	2	*	*	*	*	*	*	1	2
06:00	*	*	*	*	*	*	5	2	*	*	*	*	*	*	5	2
07:00	*	*	*	*	*	*	23	6	*	*	*	*	*	*	23	6
08:00	*	*	*	*	*	*	31	17	*	*	*	*	*	*	31	17
09:00	*	*	*	*	*	*	21	19	*	*	*	*	*	*	21	19
10:00	*	*	*	*	*	*	23	12	*	*	*	*	*	*	23	12
11:00	*	*	*	*	*	*	27	28	*	*	*	*	*	*	27	28
12:00 PM	*	*	*	*	*	*	26	28	*	*	*	*	*	*	26	28
01:00	*	*	*	*	*	*	30	26	*	*	*	*	*	*	30	26
02:00	*	*	*	*	*	*	25	29	*	*	*	*	*	*	25	29
03:00	*	*	*	*	*	*	32	34	*	*	*	*	*	*	32	34
04:00	*	*	*	*	*	*	41	42	*	*	*	*	*	*	41	42
05:00	*	*	*	*	*	*	53	49	*	*	*	*	*	*	53	49
06:00	*	*	*	*	*	*	35	31	*	*	*	*	*	*	35	31
07:00	*	*	*	*	*	*	44	30	*	*	*	*	*	*	44	30
08:00	*	*	*	*	*	*	29	29	*	*	*	*	*	*	29	29
09:00	*	*	*	*	*	*	19	16	*	*	*	*	*	*	19	16
10:00	*	*	*	*	*	*	13	14	*	*	*	*	*	*	13	14
11:00	*	*	*	*	*	*	10	9	*	*	*	*	*	*	10	9
Lane Day	0	0	0	0	0	0	513	445	0	0	0	0	0	0	513	445
AM Peak Vol.							31	28							31	28
PM Peak Vol.							53	49							53	49
Comb. Total	0		0		0		958		0		0		0		958	
ADT	ADT 958		AADT 958													

Comb. Total: 0, 0, 0, 958, 0, 0, 0, 958

ADT: ADT 958, AADT 958

Stahl Sheaffer Engineering, LLC

3939 South Atherton Street, Suite B
 State College, PA 16801
 Tel. 814-689-1562
 www.sse-llc.com



Site Code: 715

Fraser Street
 btw Beaver Ave and Fairmount Ave

NB

Start Time	15	16	20	21	25	26	30	31	35	36	40	41	45	46	50	51	55	56	60	61	65	66	70	71	75	76	999	Total
10/07/08	1	1	0	0	7	1	1	0	0	0	0	0	0	0	0	0	0	0	0	0	0	0	0	0	0	0	0	11
01:00	1	0	1	2	0	0	0	0	0	0	0	0	0	0	0	0	0	0	0	0	0	0	0	0	0	0	0	4
02:00	1	1	0	3	2	0	0	0	0	0	0	0	0	0	0	0	0	0	0	0	0	0	0	0	0	0	0	7
03:00	0	0	0	1	0	0	0	0	0	0	0	0	0	0	0	0	0	0	0	0	0	0	0	0	0	0	0	1
04:00	0	0	0	1	0	0	0	0	0	0	0	0	0	0	0	0	0	0	0	0	0	0	0	0	0	0	0	1
05:00	0	0	1	0	0	0	0	0	0	0	0	0	0	0	0	0	0	0	0	0	0	0	0	0	0	0	0	1
06:00	0	0	1	5	1	0	0	0	0	0	0	0	0	0	0	0	0	0	0	0	0	0	0	0	0	0	0	7
07:00	2	3	12	24	6	2	0	0	0	0	0	0	0	0	0	0	0	0	0	0	0	0	0	0	0	0	0	49
08:00	6	4	23	28	15	0	0	0	0	0	0	0	0	0	0	0	0	0	0	0	0	0	0	0	0	0	0	76
09:00	6	13	37	30	12	0	0	0	0	0	0	0	0	0	0	0	0	0	0	0	0	0	0	0	0	0	0	98
10:00	1	9	29	31	5	1	0	0	0	0	0	0	0	0	0	0	0	0	0	0	0	0	0	0	0	0	0	76
11:00	12	19	29	26	3	1	0	0	0	0	0	0	0	0	0	0	0	0	0	0	0	0	0	0	0	0	0	90
12 PM	7	8	26	38	7	0	0	0	0	0	0	0	0	0	0	0	0	0	0	0	0	0	0	0	0	0	0	86
13:00	6	6	30	37	8	2	0	0	0	0	0	0	0	0	0	0	0	0	0	0	0	0	0	0	0	0	0	89
14:00	4	4	43	38	9	1	0	0	0	0	0	0	0	0	0	0	0	0	0	0	0	0	0	0	0	0	0	99
15:00	10	10	56	40	7	1	0	0	0	0	0	0	0	0	0	0	0	0	0	0	0	0	0	0	0	0	0	124
16:00	5	7	40	34	14	3	0	0	0	0	0	0	0	0	0	0	0	0	0	0	0	0	0	0	0	0	0	103
17:00	12	17	27	40	12	0	0	0	0	0	0	0	0	0	0	0	0	0	0	0	0	0	0	0	0	0	0	108
18:00	1	8	16	15	8	1	0	0	0	0	0	0	0	0	0	0	0	0	0	0	0	0	0	0	0	0	0	49
19:00	13	8	15	21	9	1	0	0	0	0	0	0	0	0	0	0	0	0	0	0	0	0	0	0	0	0	0	67
20:00	3	4	12	13	4	0	0	0	0	0	0	0	0	0	0	0	0	0	0	0	0	0	0	0	0	0	0	36
21:00	3	3	7	13	7	0	0	0	0	0	0	0	0	0	0	0	0	0	0	0	0	0	0	0	0	0	0	33
22:00	2	0	9	11	4	2	0	0	0	0	0	0	0	0	0	0	0	0	0	0	0	0	0	0	0	0	0	28
23:00	2	1	8	4	3	0	0	0	0	0	0	0	0	0	0	0	0	0	0	0	0	0	0	0	0	0	0	18
Total	98	126	422	462	137	16	0	0	0	0	0	0	0	0	0	0	0	0	0	0	0	0	0	0	0	0	1261	
Grand Total	98	126	422	462	137	16	0	0	0	0	0	0	0	0	0	0	0	0	0	0	0	0	0	0	0	0	1261	

15th Percentile : 19 MPH
 50th Percentile : 25 MPH
 85th Percentile : 30 MPH
 95th Percentile : 34 MPH

Stats
 Mean Speed(Average) : 24 MPH
 10 MPH Pace Speed : 21-30 MPH
 Number in Pace : 884
 Percent in Pace : 70.1%
 Number of Vehicles > 25 MPH : 615
 Percent of Vehicles > 25 MPH : 48.8%

Stahl Sheaffer Engineering, LLC

3939 South Atherton Street, Suite B
 State College, PA 16801
 Tel. 814-689-1562
 www.sse-llc.com



Site Code: 715

Fraser Street
 btw Beaver Ave and Farimount Ave

Start Time	Mon 06-Oct-08	Tue 07-Oct-08	Wed 08-Oct-08	Thu 09-Oct-08	Fri 10-Oct-08	Average Day	Sat 11-Oct-08	Sun 12-Oct-08	Week Average
12:00 AM	*	11	*	*	*	11	*	*	11
01:00	*	4	*	*	*	4	*	*	4
02:00	*	7	*	*	*	7	*	*	7
03:00	*	1	*	*	*	1	*	*	1
04:00	*	1	*	*	*	1	*	*	1
05:00	*	1	*	*	*	1	*	*	1
06:00	*	7	*	*	*	7	*	*	7
07:00	*	49	*	*	*	49	*	*	49
08:00	*	76	*	*	*	76	*	*	76
09:00	*	98	*	*	*	98	*	*	98
10:00	*	76	*	*	*	76	*	*	76
11:00	*	90	*	*	*	90	*	*	90
12:00 PM	*	86	*	*	*	86	*	*	86
01:00	*	89	*	*	*	89	*	*	89
02:00	*	99	*	*	*	99	*	*	99
03:00	*	124	*	*	*	124	*	*	124
04:00	*	103	*	*	*	103	*	*	103
05:00	*	108	*	*	*	108	*	*	108
06:00	*	49	*	*	*	49	*	*	49
07:00	*	67	*	*	*	67	*	*	67
08:00	*	36	*	*	*	36	*	*	36
09:00	*	33	*	*	*	33	*	*	33
10:00	*	28	*	*	*	28	*	*	28
11:00	*	18	*	*	*	18	*	*	18
Day Total	0	1261	0	0	0	1261	0	0	1261
% Avg. WkDay	0.0%	100.0%	0.0%	0.0%	0.0%				
% Avg. Week	0.0%	100.0%	0.0%	0.0%	0.0%	100.0%	0.0%	0.0%	
AM Peak		09:00				09:00			09:00
Vol.		98				98			98
PM Peak		15:00				15:00			15:00
Vol.		124				124			124
Grand Total	0	1261	0	0	0	1261	0	0	1261
ADT		ADT 1,261				AADT 1,261			

Stahl Sheaffer Engineering, LLC

3939 South Atherton Street, Suite B
 State College, PA 16801
 Tel. 814-689-1562
 www.sse-llc.com



Site Code: 716

Garner St
 btw Beaver Ave and Foster Ave

NB, SB

Start Time	1	16	21	26	31	36	41	46	51	56	61	66	71	76	Total
	15	20	25	30	35	40	45	50	55	60	65	70	75	999	
10/07/08	6	19	65	41	9	0	1	0	0	0	0	0	0	0	141
01:00	1	7	32	14	8	2	0	0	0	0	0	0	0	0	64
02:00	1	5	15	15	4	0	0	0	0	0	0	0	0	0	40
03:00	5	1	14	3	0	0	0	0	0	0	0	0	0	0	23
04:00	0	0	9	3	0	1	0	0	0	0	0	0	0	0	13
05:00	4	2	4	7	2	0	0	0	0	0	0	0	0	0	19
06:00	2	7	14	10	4	0	0	0	0	0	0	0	0	0	37
07:00	14	10	57	25	10	1	0	0	0	0	0	0	0	0	117
08:00	21	27	71	53	8	3	0	0	0	0	0	0	0	0	183
09:00	25	31	100	53	13	1	0	0	0	0	0	0	0	0	223
10:00	7	20	67	56	16	2	0	0	0	0	0	0	0	0	168
11:00	12	32	75	72	18	2	1	0	0	0	0	0	0	0	212
12 PM	11	27	94	72	17	3	0	0	0	0	0	0	0	0	224
13:00	9	36	84	81	11	1	0	0	0	0	0	0	0	0	222
14:00	10	43	96	78	13	0	0	0	0	0	0	0	0	0	240
15:00	13	42	95	68	18	3	0	0	0	0	0	0	0	0	239
16:00	17	20	120	101	20	1	0	0	0	0	0	0	0	0	279
17:00	23	53	166	95	14	1	1	0	0	0	0	0	0	0	353
18:00	35	78	179	81	6	1	0	0	0	0	0	0	0	0	380
19:00	27	89	180	86	3	1	0	0	0	0	0	0	0	0	386
20:00	22	63	198	72	11	0	0	0	0	0	0	0	0	0	366
21:00	26	50	135	58	13	0	0	0	0	0	0	0	0	0	282
22:00	11	39	79	64	13	0	0	0	0	0	0	0	0	0	206
23:00	11	26	95	55	4	1	0	0	0	0	0	0	0	0	192
Total	313	727	2044	1263	235	24	3	0	0	0	0	0	0	0	4609
Grand Total	313	727	2044	1263	235	24	3	0	0	0	0	0	0	0	4609

15th Percentile : 18 MPH
 50th Percentile : 24 MPH
 85th Percentile : 29 MPH
 95th Percentile : 31 MPH

Stats
 Mean Speed(Average) : 23 MPH
 10 MPH Pace Speed : 21-30 MPH
 Number in Pace : 3307
 Percent in Pace : 71.8%
 Number of Vehicles > 25 MPH : 1525
 Percent of Vehicles > 25 MPH : 33.1%

Stahl Sheaffer Engineering, LLC

3939 South Atherton Street, Suite B
 State College, PA 16801
 Tel. 814-689-1562
 www.sse-llc.com



Site Code: 716

Garner St
 btw Beaver Ave and Foster Ave

Start Time	06-Oct-08		Tue		Wed		Thu		Fri		Sat		Sun		Week Average	
	NB	SB	NB	SB	NB	SB	NB	SB	NB	SB	NB	SB	NB	SB	NB	SB
12:00 AM	*	*	49	92	*	*	*	*	*	*	*	*	*	*	49	92
01:00	*	*	19	45	*	*	*	*	*	*	*	*	*	*	19	45
02:00	*	*	9	31	*	*	*	*	*	*	*	*	*	*	9	31
03:00	*	*	10	13	*	*	*	*	*	*	*	*	*	*	10	13
04:00	*	*	6	7	*	*	*	*	*	*	*	*	*	*	6	7
05:00	*	*	10	9	*	*	*	*	*	*	*	*	*	*	10	9
06:00	*	*	27	10	*	*	*	*	*	*	*	*	*	*	27	10
07:00	*	*	68	49	*	*	*	*	*	*	*	*	*	*	68	49
08:00	*	*	101	82	*	*	*	*	*	*	*	*	*	*	101	82
09:00	*	*	126	97	*	*	*	*	*	*	*	*	*	*	126	97
10:00	*	*	82	86	*	*	*	*	*	*	*	*	*	*	82	86
11:00	*	*	93	119	*	*	*	*	*	*	*	*	*	*	93	119
12:00 PM	*	*	107	117	*	*	*	*	*	*	*	*	*	*	107	117
01:00	*	*	111	111	*	*	*	*	*	*	*	*	*	*	111	111
02:00	*	*	109	131	*	*	*	*	*	*	*	*	*	*	109	131
03:00	*	*	115	124	*	*	*	*	*	*	*	*	*	*	115	124
04:00	*	*	128	151	*	*	*	*	*	*	*	*	*	*	128	151
05:00	*	*	146	207	*	*	*	*	*	*	*	*	*	*	146	207
06:00	*	*	190	190	*	*	*	*	*	*	*	*	*	*	190	190
07:00	*	*	192	194	*	*	*	*	*	*	*	*	*	*	192	194
08:00	*	*	128	238	*	*	*	*	*	*	*	*	*	*	128	238
09:00	*	*	97	185	*	*	*	*	*	*	*	*	*	*	97	185
10:00	*	*	69	137	*	*	*	*	*	*	*	*	*	*	69	137
11:00	*	*	70	122	*	*	*	*	*	*	*	*	*	*	70	122
Lane Day	0	0	2062	2547	0	0	0	0	0	0	0	0	0	0	2062	2547
AM Peak Vol.			126	119											126	119
PM Peak Vol.			192	238											192	238
Comb. Total	0		4609		0		0		0		0		0		4609	
ADT	ADT 4,609		AADT 4,609													

Comb. Total

0

4609

0

0

0

0

0

4609

ADT

ADT 4,609

AADT 4,609

Stahl Sheaffer Engineering, LLC

3939 South Atherton Street, Suite B
 State College, PA 16801
 Tel. 814-689-1562
 www.sse-llc.com



Site Code: 717

Garner St
 btw Foster Ave and Fairmount Ave

SB, NB

Start Time	15	20	25	30	35	40	45	50	55	60	65	70	75	999	Total
10/07/08	2	2	7	43	42	6	0	2	0	0	0	0	0	0	104
01:00	0	0	4	21	16	8	1	0	0	0	0	0	0	0	50
02:00	0	1	2	9	13	2	0	0	0	0	0	0	0	0	27
03:00	3	1	0	11	2	1	0	0	0	0	0	0	0	0	18
04:00	0	0	2	1	2	3	1	0	0	0	0	0	0	0	9
05:00	0	0	0	3	2	6	1	0	0	0	0	0	0	0	12
06:00	1	0	1	13	12	6	1	0	0	0	0	0	0	0	34
07:00	2	1	5	30	42	18	3	0	0	0	0	0	0	0	101
08:00	1	3	11	42	80	22	5	1	0	0	0	0	0	0	165
09:00	0	0	15	71	68	33	7	0	0	0	0	0	0	0	194
10:00	1	0	13	39	60	25	6	2	0	0	0	0	0	0	146
11:00	0	1	4	44	75	42	6	3	0	0	0	0	0	0	175
12 PM	3	0	9	62	79	40	7	0	1	0	0	0	0	0	201
13:00	4	1	10	53	82	27	4	0	0	0	0	0	0	0	181
14:00	4	3	10	57	85	27	9	0	0	0	0	0	0	0	195
15:00	4	2	15	64	105	22	5	1	0	0	0	0	0	0	218
16:00	8	4	8	72	106	34	10	0	0	0	0	0	0	0	242
17:00	11	1	25	115	149	36	5	1	1	0	0	0	0	0	344
18:00	12	3	13	118	136	34	6	0	0	0	0	0	0	0	322
19:00	4	3	28	128	135	24	2	1	0	0	0	0	0	0	325
20:00	8	2	35	139	101	23	2	0	0	0	0	0	0	0	310
21:00	5	4	14	110	71	17	4	0	0	0	0	0	0	0	225
22:00	1	0	15	57	75	12	1	0	0	0	0	0	0	0	161
23:00	7	1	15	60	49	14	0	2	0	0	1	0	0	0	149
Total	81	33	261	1362	1587	482	86	13	2	0	1	0	0	0	3908
Grand Total	81	33	261	1362	1587	482	86	13	2	0	1	0	0	0	3908

15th Percentile : 26 MPH
 50th Percentile : 31 MPH
 85th Percentile : 35 MPH
 95th Percentile : 40 MPH

Stats
 Mean Speed(Average) : 31 MPH
 10 MPH Pace Speed : 26-35 MPH
 Number in Pace : 2949
 Percent in Pace : 75.5%
 Number of Vehicles > 25 MPH : 3533
 Percent of Vehicles > 25 MPH : 90.4%

Stahl Sheaffer Engineering, LLC

3939 South Atherton Street, Suite B
 State College, PA 16801
 Tel. 814-689-1562
 www.sse-llc.com



Site Code: 717

Garner St
 btw Foster Ave and Fairmount Ave

Start Time	06-Oct-08		Tue		Wed		Thu		Fri		Sat		Sun		Week Average	
	SB	NB	SB	NB	SB	NB	SB	NB	SB	NB	SB	NB	SB	NB	SB	NB
12:00 AM	*	*	72	32	*	*	*	*	*	*	*	*	*	*	72	32
01:00	*	*	36	14	*	*	*	*	*	*	*	*	*	*	36	14
02:00	*	*	19	8	*	*	*	*	*	*	*	*	*	*	19	8
03:00	*	*	10	8	*	*	*	*	*	*	*	*	*	*	10	8
04:00	*	*	4	5	*	*	*	*	*	*	*	*	*	*	4	5
05:00	*	*	3	9	*	*	*	*	*	*	*	*	*	*	3	9
06:00	*	*	8	26	*	*	*	*	*	*	*	*	*	*	8	26
07:00	*	*	40	61	*	*	*	*	*	*	*	*	*	*	40	61
08:00	*	*	51	114	*	*	*	*	*	*	*	*	*	*	51	114
09:00	*	*	84	110	*	*	*	*	*	*	*	*	*	*	84	110
10:00	*	*	75	71	*	*	*	*	*	*	*	*	*	*	75	71
11:00	*	*	97	78	*	*	*	*	*	*	*	*	*	*	97	78
12:00 PM	*	*	113	88	*	*	*	*	*	*	*	*	*	*	113	88
01:00	*	*	97	84	*	*	*	*	*	*	*	*	*	*	97	84
02:00	*	*	108	87	*	*	*	*	*	*	*	*	*	*	108	87
03:00	*	*	120	98	*	*	*	*	*	*	*	*	*	*	120	98
04:00	*	*	136	106	*	*	*	*	*	*	*	*	*	*	136	106
05:00	*	*	192	152	*	*	*	*	*	*	*	*	*	*	192	152
06:00	*	*	165	157	*	*	*	*	*	*	*	*	*	*	165	157
07:00	*	*	181	144	*	*	*	*	*	*	*	*	*	*	181	144
08:00	*	*	204	106	*	*	*	*	*	*	*	*	*	*	204	106
09:00	*	*	146	79	*	*	*	*	*	*	*	*	*	*	146	79
10:00	*	*	102	59	*	*	*	*	*	*	*	*	*	*	102	59
11:00	*	*	103	46	*	*	*	*	*	*	*	*	*	*	103	46
Lane Day	0	0	2166	1742	0	0	0	0	0	0	0	0	0	0	2166	1742
			3908												3908	
AM Peak Vol.			11:00	08:00											11:00	08:00
			97	114											97	114
PM Peak Vol.			20:00	18:00											20:00	18:00
			204	157											204	157

Comb. Total	0	3908	0	0	0	0	0	0	0	0	0	0	0	0	3908
ADT	ADT 3,908	AADT 3,908													

Stahl Sheaffer Engineering, LLC

3939 South Atherton Street, Suite B
 State College, PA 16801
 Tel. 814-689-1562
 www.sse-llc.com



Site Code: 718

Garner St
 btw Fairmount Ave and Prospect Ave

SB, NB

Start Time	15	20	25	30	35	40	45	50	55	60	65	70	75	999	Total
10/07/08	0	1	14	30	17	4	1	0	0	0	0	0	0	0	67
01:00	0	0	7	17	9	3	2	0	0	0	0	0	0	0	38
02:00	2	0	5	13	2	1	0	0	0	0	0	0	0	0	23
03:00	3	2	2	7	0	1	0	0	0	0	0	0	0	0	15
04:00	0	0	1	0	3	2	0	0	0	0	0	0	0	0	6
05:00	0	0	1	4	4	2	1	0	0	0	0	0	0	0	12
06:00	0	2	4	9	10	3	1	0	0	0	0	0	0	0	29
07:00	2	4	11	31	34	7	1	0	0	0	0	0	0	0	90
08:00	3	3	13	59	51	10	3	0	0	0	0	0	0	0	142
09:00	6	1	21	67	52	21	4	0	0	0	0	0	0	0	172
10:00	1	3	19	46	39	13	4	0	0	0	0	0	0	0	125
11:00	5	0	20	53	55	26	2	1	0	0	0	0	0	0	162
12 PM	2	4	21	59	53	18	5	0	0	0	0	0	0	0	162
13:00	0	2	10	50	60	16	3	0	0	0	0	0	0	0	141
14:00	3	1	21	60	55	11	3	0	0	0	0	0	0	0	154
15:00	0	1	17	69	68	11	3	0	0	0	0	0	0	0	169
16:00	6	2	32	70	68	23	3	0	0	0	0	0	0	0	204
17:00	4	2	36	112	84	20	1	2	0	0	0	0	0	0	261
18:00	4	2	42	127	81	18	2	0	0	0	0	0	0	0	276
19:00	5	4	44	121	83	11	3	0	0	0	0	0	0	0	271
20:00	10	3	46	131	51	10	3	0	0	0	0	0	0	0	254
21:00	0	1	26	77	37	9	0	0	0	0	0	0	0	0	150
22:00	0	2	22	54	29	3	0	0	0	0	0	0	0	0	110
23:00	2	1	20	46	34	6	1	0	0	1	0	0	0	0	111
Total	58	41	455	1312	979	249	46	3	0	1	0	0	0	0	3144
Grand Total	58	41	455	1312	979	249	46	3	0	1	0	0	0	0	3144

15th Percentile : 25 MPH
 50th Percentile : 29 MPH
 85th Percentile : 35 MPH
 95th Percentile : 38 MPH

Stats
 Mean Speed(Average) : 29 MPH
 10 MPH Pace Speed : 26-35 MPH
 Number in Pace : 2291
 Percent in Pace : 72.9%
 Number of Vehicles > 25 MPH : 2590
 Percent of Vehicles > 25 MPH : 82.4%

Stahl Sheaffer Engineering, LLC

3939 South Atherton Street, Suite B
 State College, PA 16801
 Tel. 814-689-1562
 www.sse-llc.com



Site Code: 719

Garner St
 btw Prospect Ave and Easterly Parkway

NB, SB

Start Time	15	20	25	30	35	40	45	50	55	60	65	70	75	999	Total
10/14/08	1	0	2	9	9	9	6	0	0	0	0	0	0	0	36
01:00	2	0	4	9	7	6	1	0	0	0	0	0	0	0	29
02:00	1	0	0	2	6	2	1	0	0	0	0	0	0	0	12
03:00	3	1	0	4	3	1	1	0	0	0	0	0	0	0	13
04:00	2	0	0	1	0	0	1	0	0	0	0	0	0	0	4
05:00	6	0	2	3	1	1	1	0	0	0	0	0	0	0	14
06:00	11	0	2	9	4	1	0	0	0	0	0	0	0	0	27
07:00	17	1	6	21	17	11	3	0	0	0	0	0	0	0	76
08:00	28	0	25	54	42	12	3	0	0	0	0	0	0	0	164
09:00	8	2	8	30	46	30	2	0	0	0	0	0	0	0	126
10:00	8	4	6	33	28	13	6	0	0	0	0	0	0	0	98
11:00	3	2	10	35	47	29	4	1	0	0	0	0	0	0	131
12 PM	4	2	15	44	46	17	6	0	1	0	0	0	0	0	135
13:00	8	2	9	26	39	14	4	0	0	0	0	0	0	0	102
14:00	3	1	11	43	49	26	6	0	0	0	0	0	0	0	139
15:00	8	2	12	33	48	22	1	0	0	0	0	0	0	0	126
16:00	6	1	10	39	46	24	9	0	0	0	0	0	0	0	135
17:00	5	1	9	48	75	32	7	0	0	0	0	0	0	0	177
18:00	10	2	20	67	63	17	8	0	0	0	0	0	0	0	187
19:00	7	1	11	29	42	24	7	0	0	0	0	0	0	0	121
20:00	9	0	8	39	34	30	3	0	0	0	0	0	0	0	123
21:00	5	2	5	21	34	16	8	0	1	0	0	0	0	0	92
22:00	1	0	6	14	11	11	7	0	0	0	0	0	0	0	50
23:00	0	0	0	11	14	13	2	0	0	0	0	0	0	0	40
Total	156	24	181	624	711	361	97	1	2	0	0	0	0	0	2157
Grand Total	156	24	181	624	711	361	97	1	2	0	0	0	0	0	2157

15th Percentile : 24 MPH
 50th Percentile : 31 MPH
 85th Percentile : 37 MPH
 95th Percentile : 40 MPH

Stats
 Mean Speed(Average) : 30 MPH
 10 MPH Pace Speed : 26-35 MPH
 Number in Pace : 1335
 Percent in Pace : 61.9%
 Number of Vehicles > 25 MPH : 1796
 Percent of Vehicles > 25 MPH : 83.3%

Stahl Sheaffer Engineering, LLC

3939 South Atherton Street, Suite B
 State College, PA 16801
 Tel. 814-689-1562
 www.sse-llc.com



Site Code: 720

Hamilton Ave
 btw Atherton St and Fraser St

EB, WB

Start Time	15	20	25	30	35	40	45	50	55	60	65	70	75	999	Total
11/11/08	2	2	9	12	8	4	0	0	0	0	0	0	0	0	37
01:00	3	0	0	5	6	0	0	0	0	0	0	0	0	0	14
02:00	0	0	1	1	5	1	0	0	0	0	0	0	0	0	8
03:00	2	0	1	2	1	0	0	0	0	0	0	0	0	0	6
04:00	0	0	1	0	0	0	0	0	0	0	0	0	0	0	1
05:00	1	2	3	2	2	0	0	0	0	0	0	0	0	0	10
06:00	2	7	11	5	3	0	0	0	0	0	0	0	0	0	28
07:00	11	7	9	14	5	9	1	0	0	0	0	0	0	0	56
08:00	5	22	29	25	19	7	2	0	0	0	0	0	0	0	109
09:00	18	20	30	21	16	2	1	0	0	0	0	0	0	0	108
10:00	8	35	25	22	16	7	0	0	0	0	0	0	0	0	113
11:00	9	26	34	27	18	6	1	0	0	0	0	0	0	0	121
12 PM	6	36	39	21	26	9	3	1	0	0	0	0	0	0	141
13:00	12	36	37	30	11	7	1	0	0	0	0	0	0	0	134
14:00	8	39	40	20	19	6	3	0	0	0	0	0	0	0	135
15:00	13	33	40	44	26	5	2	0	0	0	0	0	0	0	163
16:00	11	37	49	42	21	5	0	0	0	0	0	0	0	0	165
17:00	16	51	60	52	32	5	2	0	0	0	0	0	0	0	218
18:00	10	33	48	35	18	6	1	0	0	0	0	0	0	0	151
19:00	8	27	33	26	18	3	2	0	0	0	0	0	0	0	117
20:00	7	28	27	27	11	3	2	0	0	0	0	0	0	0	105
21:00	4	12	13	29	18	5	1	0	0	0	0	0	0	0	82
22:00	4	2	10	17	14	5	0	0	0	0	0	0	0	0	52
23:00	2	0	12	14	11	5	2	0	0	0	0	0	0	0	46
Total	162	455	561	493	324	100	24	1	0	0	0	0	0	0	2120
Grand Total	162	455	561	493	324	100	24	1	0	0	0	0	0	0	2120

15th Percentile : 17 MPH
 50th Percentile : 24 MPH
 85th Percentile : 33 MPH
 95th Percentile : 36 MPH

Stats
 Mean Speed(Average) : 24 MPH
 10 MPH Pace Speed : 21-30 MPH
 Number in Pace : 1054
 Percent in Pace : 49.7%
 Number of Vehicles > 25 MPH : 942
 Percent of Vehicles > 25 MPH : 44.4%

Stahl Sheaffer Engineering, LLC

3939 South Atherton Street, Suite B
 State College, PA 16801
 Tel. 814-689-1562
 www.sse-llc.com



Site Code: 720

Hamilton Ave
 btw Atherton St and Fraser St

Start Time	10-Nov-08		Tue		Wed		Thu		Fri		Sat		Sun		Week Average	
	EB	WB	EB	WB	EB	WB	EB	WB	EB	WB	EB	WB	EB	WB	EB	WB
12:00 AM	*	*	19	18	*	*	*	*	*	*	*	*	*	*	19	18
01:00	*	*	10	4	*	*	*	*	*	*	*	*	*	*	10	4
02:00	*	*	5	3	*	*	*	*	*	*	*	*	*	*	5	3
03:00	*	*	2	4	*	*	*	*	*	*	*	*	*	*	2	4
04:00	*	*	1	0	*	*	*	*	*	*	*	*	*	*	1	0
05:00	*	*	5	5	*	*	*	*	*	*	*	*	*	*	5	5
06:00	*	*	12	16	*	*	*	*	*	*	*	*	*	*	12	16
07:00	*	*	25	31	*	*	*	*	*	*	*	*	*	*	25	31
08:00	*	*	51	58	*	*	*	*	*	*	*	*	*	*	51	58
09:00	*	*	53	55	*	*	*	*	*	*	*	*	*	*	53	55
10:00	*	*	56	57	*	*	*	*	*	*	*	*	*	*	56	57
11:00	*	*	45	76	*	*	*	*	*	*	*	*	*	*	45	76
12:00 PM	*	*	56	85	*	*	*	*	*	*	*	*	*	*	56	85
01:00	*	*	60	74	*	*	*	*	*	*	*	*	*	*	60	74
02:00	*	*	60	75	*	*	*	*	*	*	*	*	*	*	60	75
03:00	*	*	67	96	*	*	*	*	*	*	*	*	*	*	67	96
04:00	*	*	77	88	*	*	*	*	*	*	*	*	*	*	77	88
05:00	*	*	100	118	*	*	*	*	*	*	*	*	*	*	100	118
06:00	*	*	65	86	*	*	*	*	*	*	*	*	*	*	65	86
07:00	*	*	52	65	*	*	*	*	*	*	*	*	*	*	52	65
08:00	*	*	43	62	*	*	*	*	*	*	*	*	*	*	43	62
09:00	*	*	31	51	*	*	*	*	*	*	*	*	*	*	31	51
10:00	*	*	27	25	*	*	*	*	*	*	*	*	*	*	27	25
11:00	*	*	19	27	*	*	*	*	*	*	*	*	*	*	19	27
Lane Day	0	0	941	1179	0	0	0	0	0	0	0	0	0	0	941	1179
AM Peak Vol.			56	76											56	76
PM Peak Vol.			100	118											100	118

Comb. Total	0	2120	0	0	0	0	0	2120
ADT	ADT 2,120	AADT 2,120						

Stahl Sheaffer Engineering, LLC

3939 South Atherton Street, Suite B
 State College, PA 16801
 Tel. 814-689-1562
 www.sse-llc.com



Site Code: 721

Hamilton Ave
 btw Fraser St and S. Allen St

EB, WB

Start Time	15	16	20	21	25	26	30	31	35	36	40	41	45	46	50	51	55	56	60	61	65	66	70	71	75	76	999	Total
11/13/08	3	1	4	10	7	0	0	0	0	0	0	0	0	0	0	0	0	0	0	0	0	0	0	0	0	0	0	25
01:00	3	1	4	8	0	0	0	0	0	0	0	0	0	0	0	0	0	0	0	0	0	0	0	0	0	0	0	16
02:00	4	0	4	5	3	2	0	0	0	0	0	0	0	0	0	0	0	0	0	0	0	0	0	0	0	0	0	18
03:00	3	0	1	4	2	0	0	0	0	0	0	0	0	0	0	0	0	0	0	0	0	0	0	0	0	0	0	10
04:00	1	0	1	1	3	1	0	0	0	0	0	0	0	0	0	0	0	0	0	0	0	0	0	0	0	0	0	7
05:00	0	0	0	4	1	2	0	0	0	0	0	0	0	0	0	0	0	0	0	0	0	0	0	0	0	0	0	7
06:00	2	1	4	9	3	1	0	0	0	0	0	0	0	0	0	0	0	0	0	0	0	0	0	0	0	0	0	20
07:00	8	0	11	33	12	3	2	0	0	0	0	0	0	0	0	0	0	0	0	0	0	0	0	0	0	0	0	69
08:00	13	5	24	56	25	5	0	0	0	0	0	0	0	0	0	0	0	0	0	0	0	0	0	0	0	0	0	128
09:00	26	6	34	40	26	3	0	0	0	0	0	0	0	0	0	0	0	0	0	0	0	0	0	0	0	0	0	135
10:00	20	3	28	59	16	6	0	0	0	0	0	0	0	0	0	0	0	0	0	0	0	0	0	0	0	0	0	132
11:00	9	6	18	41	26	8	3	0	0	0	0	0	0	0	0	0	0	0	0	0	0	0	0	0	0	0	0	111
12 PM	11	8	28	52	35	13	0	0	0	0	0	0	0	0	0	0	0	0	0	0	0	0	0	0	0	0	0	147
13:00	20	6	34	65	34	7	1	0	1	0	0	1	0	0	0	0	0	0	0	0	0	0	0	0	0	0	0	168
14:00	37	5	18	53	49	6	2	0	0	0	0	0	0	0	0	0	0	0	0	0	0	0	0	0	0	0	0	170
15:00	61	9	36	60	38	4	1	0	0	0	0	0	0	0	0	0	0	0	0	0	0	0	0	0	0	0	0	209
16:00	77	3	34	82	53	8	1	0	0	0	0	0	0	0	0	0	0	0	0	0	0	0	0	0	0	0	0	258
17:00	117	16	60	115	44	10	1	0	0	0	0	0	0	0	0	0	0	0	0	0	0	0	0	0	0	0	0	363
18:00	87	5	58	97	47	9	4	1	0	0	0	0	0	0	0	0	0	0	0	0	0	0	0	0	0	0	0	308
19:00	106	6	50	94	27	9	3	0	2	0	0	0	0	0	0	0	0	0	0	0	0	0	0	0	0	0	0	297
20:00	85	10	46	79	36	7	1	1	0	0	0	0	0	0	0	0	0	0	0	0	0	0	0	0	0	0	0	265
21:00	41	4	23	34	10	3	0	0	0	0	0	0	0	0	0	0	0	0	0	0	0	0	0	0	0	0	0	115
22:00	14	3	7	10	10	0	1	0	0	0	0	0	0	0	0	0	0	0	0	0	0	0	0	0	0	0	0	45
23:00	3	0	6	13	6	0	1	1	0	0	0	0	0	0	0	0	0	0	0	0	0	0	0	0	0	0	0	30
Total	751	98	533	1024	513	107	21	3	3	0	0	0	0	0	0	0	0	0	0	0	0	0	0	0	0	0	3053	
Grand Total	751	98	533	1024	513	107	21	3	3	0	0	0	0	0	0	0	0	0	0	0	0	0	0	0	0	0	3053	

15th Percentile : 10 MPH
 50th Percentile : 26 MPH
 85th Percentile : 32 MPH
 95th Percentile : 35 MPH

Stats
 Mean Speed(Average) : 23 MPH
 10 MPH Pace Speed : 21-30 MPH
 Number in Pace : 1557
 Percent in Pace : 51.0%
 Number of Vehicles > 25 MPH : 1671
 Percent of Vehicles > 25 MPH : 54.7%

Stahl Sheaffer Engineering, LLC

3939 South Atherton Street, Suite B
 State College, PA 16801
 Tel. 814-689-1562
 www.sse-llc.com



Site Code: 721

Hamilton Ave
 btw Fraser St and S. Allen St

Start Time	10-Nov-08		Tue		Wed		Thu		Fri		Sat		Sun		Week Average	
	EB	WB	EB	WB	EB	WB	EB	WB	EB	WB	EB	WB	EB	WB	EB	WB
12:00 AM	*	*	*	*	*	*	12	13	*	*	*	*	*	*	12	13
01:00	*	*	*	*	*	*	9	7	*	*	*	*	*	*	9	7
02:00	*	*	*	*	*	*	11	7	*	*	*	*	*	*	11	7
03:00	*	*	*	*	*	*	6	4	*	*	*	*	*	*	6	4
04:00	*	*	*	*	*	*	4	3	*	*	*	*	*	*	4	3
05:00	*	*	*	*	*	*	1	6	*	*	*	*	*	*	1	6
06:00	*	*	*	*	*	*	10	10	*	*	*	*	*	*	10	10
07:00	*	*	*	*	*	*	34	35	*	*	*	*	*	*	34	35
08:00	*	*	*	*	*	*	60	68	*	*	*	*	*	*	60	68
09:00	*	*	*	*	*	*	62	73	*	*	*	*	*	*	62	73
10:00	*	*	*	*	*	*	77	55	*	*	*	*	*	*	77	55
11:00	*	*	*	*	*	*	59	52	*	*	*	*	*	*	59	52
12:00 PM	*	*	*	*	*	*	76	71	*	*	*	*	*	*	76	71
01:00	*	*	*	*	*	*	88	80	*	*	*	*	*	*	88	80
02:00	*	*	*	*	*	*	92	78	*	*	*	*	*	*	92	78
03:00	*	*	*	*	*	*	98	111	*	*	*	*	*	*	98	111
04:00	*	*	*	*	*	*	123	135	*	*	*	*	*	*	123	135
05:00	*	*	*	*	*	*	190	173	*	*	*	*	*	*	190	173
06:00	*	*	*	*	*	*	177	131	*	*	*	*	*	*	177	131
07:00	*	*	*	*	*	*	174	123	*	*	*	*	*	*	174	123
08:00	*	*	*	*	*	*	144	121	*	*	*	*	*	*	144	121
09:00	*	*	*	*	*	*	72	43	*	*	*	*	*	*	72	43
10:00	*	*	*	*	*	*	26	19	*	*	*	*	*	*	26	19
11:00	*	*	*	*	*	*	13	17	*	*	*	*	*	*	13	17
Lane Day	0	0	0	0	0	0	1618	1435	0	0	0	0	0	0	1618	1435
							3053								3053	
AM Peak Vol.							10:00	09:00							10:00	09:00
							77	73							77	73
PM Peak Vol.							17:00	17:00							17:00	17:00
							190	173							190	173

Comb. Total	0	0	0	0	0	0	3053		0	0	0	0	0	0	3053	
ADT	ADT 3,053		AADT 3,053													

Stahl Sheaffer Engineering, LLC

3939 South Atherton Street, Suite B
 State College, PA 16801
 Tel. 814-689-1562
 www.sse-llc.com



Site Code: 722

Hamilton Ave
 btw S. Allen St and Pugh St

EB, WB

Start Time	15	20	25	30	35	40	45	50	55	60	65	70	75	999	Total
11/18/08	4	3	7	8	0	0	0	0	0	0	0	0	0	0	22
01:00	2	2	7	5	2	0	0	0	0	0	0	0	0	0	18
02:00	2	2	2	6	0	0	0	0	0	0	0	0	0	0	12
03:00	1	2	2	2	0	0	0	0	0	0	0	0	0	0	7
04:00	0	0	0	3	0	0	0	0	0	0	0	0	0	0	3
05:00	0	2	2	4	0	0	0	0	0	0	0	0	0	0	8
06:00	0	3	11	4	0	0	0	0	0	0	0	0	0	0	18
07:00	12	1	14	11	3	0	0	0	0	0	0	0	0	0	41
08:00	10	19	28	29	0	0	0	0	0	0	0	0	0	0	86
09:00	12	16	26	26	1	0	0	0	0	0	0	0	0	0	81
10:00	13	14	33	18	3	1	0	0	0	0	0	0	0	0	82
11:00	12	18	33	15	0	0	0	0	0	0	0	0	0	0	78
12 PM	8	20	36	24	2	0	0	0	0	0	0	0	0	0	90
13:00	7	18	46	16	4	1	0	0	0	0	0	0	0	0	92
14:00	9	9	39	24	6	0	0	0	0	0	0	0	0	0	87
15:00	9	12	45	36	2	0	0	0	0	0	0	0	0	0	104
16:00	27	27	39	25	0	0	0	0	0	0	0	0	0	0	118
17:00	15	37	59	21	5	0	0	0	0	0	0	0	0	0	137
18:00	14	18	63	30	4	1	0	0	0	0	0	0	0	0	130
19:00	24	13	46	28	2	0	0	0	0	0	0	0	0	0	113
20:00	5	16	38	29	5	1	0	0	0	0	0	0	0	0	94
21:00	13	9	29	14	1	0	0	0	0	0	0	0	0	0	66
22:00	40	0	0	0	0	0	0	0	0	0	0	0	0	0	40
23:00	24	0	4	1	0	0	0	0	0	0	0	0	0	0	29
Total	263	261	609	379	40	4	0	0	0	0	0	0	0	0	1556
Grand Total	263	261	609	379	40	4	0	0	0	0	0	0	0	0	1556

15th Percentile : 14 MPH
 50th Percentile : 23 MPH
 85th Percentile : 28 MPH
 95th Percentile : 30 MPH

Stats
 Mean Speed(Average) : 21 MPH
 10 MPH Pace Speed : 21-30 MPH
 Number in Pace : 988
 Percent in Pace : 63.5%
 Number of Vehicles > 25 MPH : 423
 Percent of Vehicles > 25 MPH : 27.2%

Stahl Sheaffer Engineering, LLC

3939 South Atherton Street, Suite B
 State College, PA 16801
 Tel. 814-689-1562
 www.sse-llc.com



Site Code: 722

Hamilton Ave
 btw S. Allen St and Pugh St

Start Time	17-Nov-08		Tue		Wed		Thu		Fri		Sat		Sun		Week Average	
	EB	WB	EB	WB	EB	WB	EB	WB	EB	WB	EB	WB	EB	WB	EB	WB
12:00 AM	*	*	11	11	*	*	*	*	*	*	*	*	*	*	11	11
01:00	*	*	8	10	*	*	*	*	*	*	*	*	*	*	8	10
02:00	*	*	8	4	*	*	*	*	*	*	*	*	*	*	8	4
03:00	*	*	3	4	*	*	*	*	*	*	*	*	*	*	3	4
04:00	*	*	1	2	*	*	*	*	*	*	*	*	*	*	1	2
05:00	*	*	2	6	*	*	*	*	*	*	*	*	*	*	2	6
06:00	*	*	10	8	*	*	*	*	*	*	*	*	*	*	10	8
07:00	*	*	21	20	*	*	*	*	*	*	*	*	*	*	21	20
08:00	*	*	37	49	*	*	*	*	*	*	*	*	*	*	37	49
09:00	*	*	42	39	*	*	*	*	*	*	*	*	*	*	42	39
10:00	*	*	44	38	*	*	*	*	*	*	*	*	*	*	44	38
11:00	*	*	51	27	*	*	*	*	*	*	*	*	*	*	51	27
12:00 PM	*	*	43	47	*	*	*	*	*	*	*	*	*	*	43	47
01:00	*	*	49	43	*	*	*	*	*	*	*	*	*	*	49	43
02:00	*	*	46	41	*	*	*	*	*	*	*	*	*	*	46	41
03:00	*	*	52	52	*	*	*	*	*	*	*	*	*	*	52	52
04:00	*	*	53	65	*	*	*	*	*	*	*	*	*	*	53	65
05:00	*	*	60	77	*	*	*	*	*	*	*	*	*	*	60	77
06:00	*	*	71	59	*	*	*	*	*	*	*	*	*	*	71	59
07:00	*	*	70	43	*	*	*	*	*	*	*	*	*	*	70	43
08:00	*	*	45	49	*	*	*	*	*	*	*	*	*	*	45	49
09:00	*	*	25	41	*	*	*	*	*	*	*	*	*	*	25	41
10:00	*	*	0	40	*	*	*	*	*	*	*	*	*	*	0	40
11:00	*	*	4	25	*	*	*	*	*	*	*	*	*	*	4	25
Lane Day	0	0	756	800	0	0	0	0	0	0	0	0	0	0	756	800
AM Peak Vol.			11:00	08:00											11:00	08:00
PM Peak Vol.			18:00	17:00											18:00	17:00
Comb. Total	0		1556		0		0		0		0		0		1556	
ADT	ADT 1,556		AADT 1,556													

Comb. Total

0

1556

0

0

0

0

0

1556

ADT

ADT 1,556

AADT 1,556

Stahl Sheaffer Engineering, LLC

3939 South Atherton Street, Suite B
 State College, PA 16801
 Tel. 814-689-1562
 www.sse-llc.com



Site Code: 723

Hamilton Ave
 btw Pugh St and Garner St

WB, EB

Start Time	15	20	25	30	35	40	45	50	55	60	65	70	75	999	Total
10/14/08	1	1	7	8	2	0	0	0	0	0	0	0	0	0	19
01:00	3	2	5	4	6	0	0	0	0	0	0	0	0	0	20
02:00	1	0	3	3	2	0	0	0	0	0	0	0	0	0	9
03:00	1	0	3	1	1	0	0	0	0	0	0	0	0	0	6
04:00	0	0	1	0	0	0	0	0	0	0	0	0	0	0	1
05:00	1	0	3	0	0	0	1	0	0	0	0	0	0	0	5
06:00	2	0	3	3	0	1	0	0	0	0	0	0	0	0	9
07:00	1	4	13	12	2	2	0	0	0	0	0	0	0	0	34
08:00	9	14	18	22	7	0	1	0	0	0	0	0	0	0	71
09:00	4	12	27	24	14	2	0	0	0	0	0	0	0	0	83
10:00	10	11	20	9	11	2	1	0	0	0	0	0	0	0	64
11:00	4	4	19	20	10	5	0	0	0	0	0	0	0	0	62
12 PM	6	11	24	29	15	2	1	0	0	0	0	0	0	0	88
13:00	9	10	25	28	8	1	0	0	0	0	0	0	0	0	81
14:00	3	7	24	42	16	3	0	0	0	0	0	0	0	0	95
15:00	3	12	31	39	7	2	1	0	0	0	0	0	0	0	95
16:00	4	10	26	39	19	3	0	0	0	0	0	0	0	0	101
17:00	5	10	45	50	19	5	1	0	0	0	0	0	0	0	135
18:00	6	13	28	51	15	1	0	0	0	0	0	0	0	0	114
19:00	5	4	25	37	9	1	0	0	0	0	0	0	0	0	81
20:00	3	3	24	37	8	4	1	0	0	0	0	0	0	0	80
21:00	3	4	20	29	6	2	0	0	0	0	0	0	0	0	64
22:00	0	4	14	17	5	0	0	0	0	0	0	0	0	0	40
23:00	0	2	8	7	3	1	0	0	0	0	0	0	0	0	21
Total	84	138	416	511	185	37	7	0	0	0	0	0	0	0	1378
Grand Total	84	138	416	511	185	37	7	0	0	0	0	0	0	0	1378

15th Percentile : 20 MPH
 50th Percentile : 26 MPH
 85th Percentile : 31 MPH
 95th Percentile : 35 MPH

Stats
 Mean Speed(Average) : 25 MPH
 10 MPH Pace Speed : 21-30 MPH
 Number in Pace : 927
 Percent in Pace : 67.3%
 Number of Vehicles > 25 MPH : 740
 Percent of Vehicles > 25 MPH : 53.7%

Stahl Sheaffer Engineering, LLC

3939 South Atherton Street, Suite B
 State College, PA 16801
 Tel. 814-689-1562
 www.sse-llc.com



Site Code: 723

Hamilton Ave
 btw Pugh St and Garner St

Start Time	13-Oct-08		Tue		Wed		Thu		Fri		Sat		Sun		Week Average	
	WB	EB	WB	EB	WB	EB	WB	EB	WB	EB	WB	EB	WB	EB	WB	EB
12:00 AM	*	*	12	7	*	*	*	*	*	*	*	*	*	*	12	7
01:00	*	*	16	4	*	*	*	*	*	*	*	*	*	*	16	4
02:00	*	*	4	5	*	*	*	*	*	*	*	*	*	*	4	5
03:00	*	*	5	1	*	*	*	*	*	*	*	*	*	*	5	1
04:00	*	*	1	0	*	*	*	*	*	*	*	*	*	*	1	0
05:00	*	*	3	2	*	*	*	*	*	*	*	*	*	*	3	2
06:00	*	*	6	3	*	*	*	*	*	*	*	*	*	*	6	3
07:00	*	*	18	16	*	*	*	*	*	*	*	*	*	*	18	16
08:00	*	*	36	35	*	*	*	*	*	*	*	*	*	*	36	35
09:00	*	*	54	29	*	*	*	*	*	*	*	*	*	*	54	29
10:00	*	*	38	26	*	*	*	*	*	*	*	*	*	*	38	26
11:00	*	*	35	27	*	*	*	*	*	*	*	*	*	*	35	27
12:00 PM	*	*	54	34	*	*	*	*	*	*	*	*	*	*	54	34
01:00	*	*	46	35	*	*	*	*	*	*	*	*	*	*	46	35
02:00	*	*	39	56	*	*	*	*	*	*	*	*	*	*	39	56
03:00	*	*	43	52	*	*	*	*	*	*	*	*	*	*	43	52
04:00	*	*	58	43	*	*	*	*	*	*	*	*	*	*	58	43
05:00	*	*	80	55	*	*	*	*	*	*	*	*	*	*	80	55
06:00	*	*	57	57	*	*	*	*	*	*	*	*	*	*	57	57
07:00	*	*	44	37	*	*	*	*	*	*	*	*	*	*	44	37
08:00	*	*	42	38	*	*	*	*	*	*	*	*	*	*	42	38
09:00	*	*	40	24	*	*	*	*	*	*	*	*	*	*	40	24
10:00	*	*	24	16	*	*	*	*	*	*	*	*	*	*	24	16
11:00	*	*	11	10	*	*	*	*	*	*	*	*	*	*	11	10
Lane Day	0	0	766	612	0	0	0	0	0	0	0	0	0	0	766	612
AM Peak Vol.			09:00	08:00											09:00	08:00
PM Peak Vol.			17:00	18:00											17:00	18:00
Comb. Total	0		1378		0		0		0		0		0		1378	
ADT	ADT 1,378		AADT 1,378													

Comb. Total

0

1378

0

0

0

0

0

1378

ADT

ADT 1,378

AADT 1,378

Stahl Sheaffer Engineering, LLC

3939 South Atherton Street, Suite B
 State College, PA 16801
 Tel. 814-689-1562
 www.sse-llc.com



Site Code: 724

Hamilton Ave
 btw Garner St and University Dr

Start Time	06-Oct-08		Tue		Wed		Thu		Fri		Sat		Sun		Week Average	
	EB	WB	EB	WB	EB	WB	EB	WB	EB	WB	EB	WB	EB	WB	EB	WB
12:00 AM	*	*	*	*	*	*	7	5	*	*	*	*	*	*	7	5
01:00	*	*	*	*	*	*	6	1	*	*	*	*	*	*	6	1
02:00	*	*	*	*	*	*	3	5	*	*	*	*	*	*	3	5
03:00	*	*	*	*	*	*	3	1	*	*	*	*	*	*	3	1
04:00	*	*	*	*	*	*	0	1	*	*	*	*	*	*	0	1
05:00	*	*	*	*	*	*	3	0	*	*	*	*	*	*	3	0
06:00	*	*	*	*	*	*	7	5	*	*	*	*	*	*	7	5
07:00	*	*	*	*	*	*	19	18	*	*	*	*	*	*	19	18
08:00	*	*	*	*	*	*	24	25	*	*	*	*	*	*	24	25
09:00	*	*	*	*	*	*	50	22	*	*	*	*	*	*	50	22
10:00	*	*	*	*	*	*	35	33	*	*	*	*	*	*	35	33
11:00	*	*	*	*	*	*	40	29	*	*	*	*	*	*	40	29
12:00 PM	*	*	*	*	*	*	46	74	*	*	*	*	*	*	46	74
01:00	*	*	*	*	*	*	36	39	*	*	*	*	*	*	36	39
02:00	*	*	*	*	*	*	34	30	*	*	*	*	*	*	34	30
03:00	*	*	*	*	*	*	46	27	*	*	*	*	*	*	46	27
04:00	*	*	*	*	*	*	39	39	*	*	*	*	*	*	39	39
05:00	*	*	*	*	*	*	47	53	*	*	*	*	*	*	47	53
06:00	*	*	*	*	*	*	50	33	*	*	*	*	*	*	50	33
07:00	*	*	*	*	*	*	24	31	*	*	*	*	*	*	24	31
08:00	*	*	*	*	*	*	27	38	*	*	*	*	*	*	27	38
09:00	*	*	*	*	*	*	24	10	*	*	*	*	*	*	24	10
10:00	*	*	*	*	*	*	8	13	*	*	*	*	*	*	8	13
11:00	*	*	*	*	*	*	6	10	*	*	*	*	*	*	6	10
Lane Day	0	0	0	0	0	0	584	542	0	0	0	0	0	0	584	542
	0		0		0		1126		0		0		0		1126	
AM Peak Vol.							09:00	10:00							09:00	10:00
							50	33							50	33
PM Peak Vol.							18:00	12:00							18:00	12:00
							50	74							50	74

Comb. Total	0	0	0	1126	0	0	0	1126
ADT	ADT 1,126		AADT 1,126					

Stahl Sheaffer Engineering, LLC

3939 South Atherton Street, Suite B
 State College, PA 16801
 Tel. 814-689-1562
 www.sse-llc.com



Site Code: 725

Hetzel St
 btw Beaver Ave and Foster Ave

NB

Start Time	15	20	25	30	35	40	45	50	55	60	65	70	75	999	Total
10/14/08	4	14	3	0	0	0	0	0	0	0	0	0	0	0	21
01:00	3	8	2	0	0	0	0	0	0	0	0	0	0	0	13
02:00	4	3	2	0	0	0	0	0	0	0	0	0	0	0	9
03:00	2	1	2	0	0	0	0	0	0	0	0	0	0	0	5
04:00	1	0	0	0	0	0	0	0	0	0	0	0	0	0	1
05:00	0	1	1	0	0	0	0	0	0	0	0	0	0	0	2
06:00	0	1	1	0	0	0	0	0	0	0	0	0	0	0	2
07:00	5	11	2	0	0	0	0	0	0	0	0	0	0	0	18
08:00	9	9	2	0	0	0	0	0	0	0	0	0	0	0	20
09:00	11	13	3	0	0	0	0	0	0	0	0	0	0	0	27
10:00	8	10	6	1	0	0	0	0	0	0	0	0	0	0	25
11:00	18	18	2	0	0	0	0	0	0	0	0	0	0	0	38
12 PM	11	14	7	0	0	0	0	0	0	0	0	0	0	0	32
13:00	18	14	5	0	0	0	0	0	0	0	0	0	0	0	37
14:00	14	15	3	0	0	0	0	0	0	0	0	0	0	0	32
15:00	13	7	6	0	0	0	0	0	0	0	0	0	0	0	26
16:00	29	19	3	1	0	0	0	0	0	0	0	0	0	0	52
17:00	25	16	2	0	0	0	0	0	0	0	0	0	0	0	43
18:00	8	18	4	0	0	0	0	0	0	0	0	0	0	0	30
19:00	19	14	1	0	0	0	0	0	0	0	0	0	0	0	34
20:00	15	11	8	1	0	0	0	0	0	0	0	0	0	0	35
21:00	15	8	7	0	0	0	0	0	0	0	0	0	0	0	30
22:00	19	9	0	0	0	0	0	0	0	0	0	0	0	0	28
23:00	11	11	3	0	0	0	0	0	0	0	0	0	0	0	25
Total	262	245	75	3	0	0	0	0	0	0	0	0	0	0	585
Grand Total	262	245	75	3	0	0	0	0	0	0	0	0	0	0	585

15th Percentile : 5 MPH
 50th Percentile : 16 MPH
 85th Percentile : 20 MPH
 95th Percentile : 24 MPH

Stats
 Mean Speed(Average) : 14 MPH
 10 MPH Pace Speed : 11-20 MPH
 Number in Pace : 330
 Percent in Pace : 56.4%
 Number of Vehicles > 25 MPH : 3
 Percent of Vehicles > 25 MPH : 0.5%

Stahl Sheaffer Engineering, LLC

3939 South Atherton Street, Suite B
 State College, PA 16801
 Tel. 814-689-1562
 www.sse-llc.com



Site Code: 725

Hetzel St
 btw Beaver Ave and Foster Ave

Start Time	Mon 13-Oct-08	Tue 14-Oct-08	Wed 15-Oct-08	Thu 16-Oct-08	Fri 17-Oct-08	Average Day	Sat 18-Oct-08	Sun 19-Oct-08	Week Average
12:00 AM	*	21	*	*	*	21	*	*	21
01:00	*	13	*	*	*	13	*	*	13
02:00	*	9	*	*	*	9	*	*	9
03:00	*	5	*	*	*	5	*	*	5
04:00	*	1	*	*	*	1	*	*	1
05:00	*	2	*	*	*	2	*	*	2
06:00	*	2	*	*	*	2	*	*	2
07:00	*	18	*	*	*	18	*	*	18
08:00	*	20	*	*	*	20	*	*	20
09:00	*	27	*	*	*	27	*	*	27
10:00	*	25	*	*	*	25	*	*	25
11:00	*	38	*	*	*	38	*	*	38
12:00 PM	*	32	*	*	*	32	*	*	32
01:00	*	37	*	*	*	37	*	*	37
02:00	*	32	*	*	*	32	*	*	32
03:00	*	26	*	*	*	26	*	*	26
04:00	*	52	*	*	*	52	*	*	52
05:00	*	43	*	*	*	43	*	*	43
06:00	*	30	*	*	*	30	*	*	30
07:00	*	34	*	*	*	34	*	*	34
08:00	*	35	*	*	*	35	*	*	35
09:00	*	30	*	*	*	30	*	*	30
10:00	*	28	*	*	*	28	*	*	28
11:00	*	25	*	*	*	25	*	*	25
Day Total	0	585	0	0	0	585	0	0	585
% Avg. WkDay	0.0%	100.0%	0.0%	0.0%	0.0%				
% Avg. Week	0.0%	100.0%	0.0%	0.0%	0.0%	100.0%	0.0%	0.0%	
AM Peak		11:00				11:00			11:00
Vol.		38				38			38
PM Peak		16:00				16:00			16:00
Vol.		52				52			52
Grand Total	0	585	0	0	0	585	0	0	585
ADT		ADT 585			AADT 585				

Stahl Sheaffer Engineering, LLC

3939 South Atherton Street, Suite B
 State College, PA 16801
 Tel. 814-689-1562
 www.sse-llc.com



Site Code: 726

Hetzel St
 btw Foster Ave and Fairmount Ave

NB, SB

Start Time	15	20	25	30	35	40	45	50	55	60	65	70	75	999	Total
10/14/08	2	0	4	4	1	0	0	0	0	0	0	0	0	0	11
01:00	0	2	3	4	0	0	0	0	0	0	0	0	0	0	9
02:00	0	1	2	2	0	0	0	0	0	0	0	0	0	0	5
03:00	0	0	1	1	0	1	0	0	0	0	0	0	0	0	3
04:00	0	0	1	0	0	0	0	0	0	0	0	0	0	0	1
05:00	1	0	1	0	0	0	0	0	0	0	0	0	0	0	2
06:00	0	0	1	1	0	0	0	0	0	0	0	0	0	0	2
07:00	1	1	5	2	1	0	0	0	0	0	0	0	0	0	10
08:00	4	5	7	3	1	0	0	0	0	0	0	0	0	0	20
09:00	3	3	11	7	0	0	0	0	0	0	0	0	0	0	24
10:00	7	3	7	3	3	0	0	0	0	0	0	0	0	0	23
11:00	6	1	8	6	1	0	0	0	0	0	0	0	0	0	22
12 PM	3	0	9	8	0	0	0	0	0	0	0	0	0	0	20
13:00	4	3	10	9	1	0	0	0	0	0	0	0	0	0	27
14:00	4	4	8	6	2	0	0	0	0	0	0	0	0	0	24
15:00	8	2	6	8	3	0	0	0	0	0	0	0	0	0	27
16:00	3	3	12	12	1	0	0	0	0	0	0	0	0	0	31
17:00	6	5	10	7	1	0	0	0	0	0	0	0	0	0	29
18:00	7	5	12	4	0	0	0	0	0	0	0	0	0	0	28
19:00	1	2	4	7	1	0	0	0	0	0	0	0	0	0	15
20:00	3	1	6	8	1	2	0	0	0	0	0	0	0	0	21
21:00	4	1	8	3	1	0	0	0	0	0	0	0	0	0	17
22:00	7	5	10	5	1	0	0	0	0	0	0	0	0	0	28
23:00	2	5	6	4	0	0	0	0	0	0	0	0	0	0	17
Total	76	52	152	114	19	3	0	0	0	0	0	0	0	0	416
Grand Total	76	52	152	114	19	3	0	0	0	0	0	0	0	0	416

15th Percentile : 13 MPH
 50th Percentile : 23 MPH
 85th Percentile : 29 MPH
 95th Percentile : 31 MPH

Stats
 Mean Speed(Average) : 22 MPH
 10 MPH Pace Speed : 21-30 MPH
 Number in Pace : 266
 Percent in Pace : 63.9%
 Number of Vehicles > 25 MPH : 136
 Percent of Vehicles > 25 MPH : 32.7%

Stahl Sheaffer Engineering, LLC

3939 South Atherton Street, Suite B
 State College, PA 16801
 Tel. 814-689-1562
 www.sse-llc.com



Site Code: 727

Hetzel St
 btw Fairmount Ave and Prospect Ave

NB, SB

Start Time	15	20	25	30	35	40	45	50	55	60	65	70	75	999	Total
10/16/08	5	1	11	3	0	0	0	0	0	0	0	0	0	0	20
01:00	3	2	3	2	0	0	0	0	0	0	0	0	0	0	10
02:00	0	1	2	2	0	0	0	0	0	0	0	0	0	0	5
03:00	0	0	2	0	1	0	0	0	0	0	0	0	0	0	3
04:00	0	0	0	1	0	0	0	0	0	0	0	0	0	0	1
05:00	0	0	0	1	0	0	0	0	0	0	0	0	0	0	1
06:00	1	0	0	1	0	0	0	0	0	0	0	0	0	0	2
07:00	1	6	3	2	1	0	0	0	0	0	0	0	0	0	13
08:00	4	10	10	1	0	0	0	0	0	0	0	0	0	0	25
09:00	3	7	9	0	0	0	0	0	0	0	0	0	0	0	19
10:00	2	9	6	0	0	0	0	0	0	0	0	0	0	0	17
11:00	5	6	8	3	2	0	0	0	0	0	0	0	0	0	24
12 PM	8	10	17	4	0	0	0	0	0	0	0	0	0	0	39
13:00	7	11	10	2	1	0	0	0	0	0	0	0	0	0	31
14:00	6	8	13	3	2	0	0	0	0	0	0	0	0	0	32
15:00	4	6	10	3	0	0	0	0	0	0	0	0	0	0	23
16:00	5	13	12	6	0	0	0	0	0	0	0	0	0	0	36
17:00	7	8	11	1	1	0	0	0	0	0	0	0	0	0	28
18:00	6	8	22	3	1	0	0	0	0	0	0	0	0	0	40
19:00	7	9	15	6	1	0	0	0	0	0	0	0	0	0	38
20:00	2	5	15	5	3	0	0	0	0	0	0	0	0	0	30
21:00	4	3	8	5	0	0	0	0	0	0	0	0	0	0	20
22:00	3	3	7	5	1	0	0	0	0	0	0	0	0	0	19
23:00	2	3	10	1	1	0	0	0	0	0	0	0	0	0	17
Total	85	129	204	60	15	0	0	0	0	0	0	0	0	0	493
Grand Total	85	129	204	60	15	0	0	0	0	0	0	0	0	0	493

15th Percentile : 14 MPH
 50th Percentile : 21 MPH
 85th Percentile : 26 MPH
 95th Percentile : 30 MPH

Stats
 Mean Speed(Average) : 20 MPH
 10 MPH Pace Speed : 16-25 MPH
 Number in Pace : 333
 Percent in Pace : 67.5%
 Number of Vehicles > 25 MPH : 75
 Percent of Vehicles > 25 MPH : 15.2%

Stahl Sheaffer Engineering, LLC

3939 South Atherton Street, Suite B
 State College, PA 16801
 Tel. 814-689-1562
 www.sse-llc.com



Site Code: 727

Hetzel St
 btw Fairmount Ave and Prospect Ave

Start Time	13-Oct-08		Tue		Wed		Thu		Fri		Sat		Sun		Week Average	
	NB	SB	NB	SB	NB	SB	NB	SB	NB	SB	NB	SB	NB	SB	NB	SB
12:00 AM	*	*	*	*	*	*	14	6	*	*	*	*	*	*	14	6
01:00	*	*	*	*	*	*	8	2	*	*	*	*	*	*	8	2
02:00	*	*	*	*	*	*	2	3	*	*	*	*	*	*	2	3
03:00	*	*	*	*	*	*	1	2	*	*	*	*	*	*	1	2
04:00	*	*	*	*	*	*	1	0	*	*	*	*	*	*	1	0
05:00	*	*	*	*	*	*	1	0	*	*	*	*	*	*	1	0
06:00	*	*	*	*	*	*	2	0	*	*	*	*	*	*	2	0
07:00	*	*	*	*	*	*	7	6	*	*	*	*	*	*	7	6
08:00	*	*	*	*	*	*	18	7	*	*	*	*	*	*	18	7
09:00	*	*	*	*	*	*	16	3	*	*	*	*	*	*	16	3
10:00	*	*	*	*	*	*	12	5	*	*	*	*	*	*	12	5
11:00	*	*	*	*	*	*	13	11	*	*	*	*	*	*	13	11
12:00 PM	*	*	*	*	*	*	28	11	*	*	*	*	*	*	28	11
01:00	*	*	*	*	*	*	17	14	*	*	*	*	*	*	17	14
02:00	*	*	*	*	*	*	20	12	*	*	*	*	*	*	20	12
03:00	*	*	*	*	*	*	12	11	*	*	*	*	*	*	12	11
04:00	*	*	*	*	*	*	23	13	*	*	*	*	*	*	23	13
05:00	*	*	*	*	*	*	21	7	*	*	*	*	*	*	21	7
06:00	*	*	*	*	*	*	19	21	*	*	*	*	*	*	19	21
07:00	*	*	*	*	*	*	26	12	*	*	*	*	*	*	26	12
08:00	*	*	*	*	*	*	17	13	*	*	*	*	*	*	17	13
09:00	*	*	*	*	*	*	17	3	*	*	*	*	*	*	17	3
10:00	*	*	*	*	*	*	14	5	*	*	*	*	*	*	14	5
11:00	*	*	*	*	*	*	11	6	*	*	*	*	*	*	11	6
Lane Day	0	0	0	0	0	0	320	173	0	0	0	0	0	0	320	173
AM Peak Vol.							18	11							18	11
PM Peak Vol.							28	21							28	21
Comb. Total	0		0		0		493		0		0		0		493	
ADT	ADT 493		AADT 493													

Comb. Total

0

0

0

493

0

0

0

493

ADT

ADT 493

AADT 493

Stahl Sheaffer Engineering, LLC

3939 South Atherton Street, Suite B
 State College, PA 16801
 Tel. 814-689-1562
 www.sse-llc.com



Site Code: 728

Hetzel St
 btw Prospect Ave and Hamilton Ave

NB, SB

Start Time	15	20	25	30	35	40	45	50	55	60	65	70	75	999	Total
10/16/08	0	0	0	0	0	0	0	0	0	0	0	0	0	0	0
01:00	0	0	0	0	0	0	0	0	0	0	0	0	0	0	0
02:00	1	0	1	0	0	0	0	0	0	0	0	0	0	0	2
03:00	0	0	0	0	0	0	0	0	0	0	0	0	0	0	0
04:00	0	0	0	0	0	0	0	0	0	0	0	0	0	0	0
05:00	0	0	0	0	0	0	0	0	0	0	0	0	0	0	0
06:00	1	0	0	0	0	0	0	0	0	0	0	0	0	0	1
07:00	0	1	1	3	0	0	0	0	0	0	0	0	0	0	5
08:00	0	3	4	0	0	0	0	0	0	0	0	0	0	0	7
09:00	1	1	0	1	0	0	0	0	0	0	0	0	0	0	3
10:00	3	0	2	1	0	0	0	0	0	0	0	0	0	0	6
11:00	4	3	4	2	0	0	0	0	0	0	0	0	0	0	13
12 PM	8	2	5	2	0	0	0	0	0	0	0	0	0	0	17
13:00	1	1	6	1	0	0	0	0	0	0	0	0	0	0	9
14:00	2	3	1	4	0	0	0	0	0	0	0	0	0	0	10
15:00	6	0	7	1	0	0	0	0	0	0	0	0	0	0	14
16:00	5	2	4	1	0	0	0	0	0	0	0	0	0	0	12
17:00	4	4	6	1	0	0	0	0	0	0	0	0	0	0	15
18:00	8	1	4	0	3	0	0	0	0	0	0	0	0	0	16
19:00	3	3	4	0	0	0	0	0	0	0	0	0	0	0	10
20:00	2	0	3	3	0	0	0	0	0	0	0	0	0	0	8
21:00	0	1	1	0	0	0	0	0	0	0	0	0	0	0	2
22:00	3	2	1	2	0	0	0	0	0	0	0	0	0	0	8
23:00	1	0	1	0	1	0	0	0	0	0	0	0	0	0	3
Total	53	27	55	22	4	0	0	0	0	0	0	0	0	0	161
Grand Total	53	27	55	22	4	0	0	0	0	0	0	0	0	0	161

15th Percentile : 6 MPH
 50th Percentile : 20 MPH
 85th Percentile : 26 MPH
 95th Percentile : 29 MPH

Stats
 Mean Speed(Average) : 18 MPH
 10 MPH Pace Speed : 16-25 MPH
 Number in Pace : 82
 Percent in Pace : 50.9%
 Number of Vehicles > 25 MPH : 26
 Percent of Vehicles > 25 MPH : 16.1%

Stahl Sheaffer Engineering, LLC

3939 South Atherton Street, Suite B
 State College, PA 16801
 Tel. 814-689-1562
 www.sse-llc.com



Site Code: 728

Hetzel St
 btw Prospect Ave and Hamilton Ave

Start Time	13-Oct-08		Tue		Wed		Thu		Fri		Sat		Sun		Week Average	
	NB	SB	NB	SB	NB	SB	NB	SB	NB	SB	NB	SB	NB	SB	NB	SB
12:00 AM	*	*	*	*	*	*	0	0	*	*	*	*	*	*	0	0
01:00	*	*	*	*	*	*	0	0	*	*	*	*	*	*	0	0
02:00	*	*	*	*	*	*	2	0	*	*	*	*	*	*	2	0
03:00	*	*	*	*	*	*	0	0	*	*	*	*	*	*	0	0
04:00	*	*	*	*	*	*	0	0	*	*	*	*	*	*	0	0
05:00	*	*	*	*	*	*	0	0	*	*	*	*	*	*	0	0
06:00	*	*	*	*	*	*	0	1	*	*	*	*	*	*	0	1
07:00	*	*	*	*	*	*	3	2	*	*	*	*	*	*	3	2
08:00	*	*	*	*	*	*	3	4	*	*	*	*	*	*	3	4
09:00	*	*	*	*	*	*	1	2	*	*	*	*	*	*	1	2
10:00	*	*	*	*	*	*	3	3	*	*	*	*	*	*	3	3
11:00	*	*	*	*	*	*	5	8	*	*	*	*	*	*	5	8
12:00 PM	*	*	*	*	*	*	9	8	*	*	*	*	*	*	9	8
01:00	*	*	*	*	*	*	4	5	*	*	*	*	*	*	4	5
02:00	*	*	*	*	*	*	7	3	*	*	*	*	*	*	7	3
03:00	*	*	*	*	*	*	8	6	*	*	*	*	*	*	8	6
04:00	*	*	*	*	*	*	7	5	*	*	*	*	*	*	7	5
05:00	*	*	*	*	*	*	7	8	*	*	*	*	*	*	7	8
06:00	*	*	*	*	*	*	9	7	*	*	*	*	*	*	9	7
07:00	*	*	*	*	*	*	4	6	*	*	*	*	*	*	4	6
08:00	*	*	*	*	*	*	2	6	*	*	*	*	*	*	2	6
09:00	*	*	*	*	*	*	2	0	*	*	*	*	*	*	2	0
10:00	*	*	*	*	*	*	3	5	*	*	*	*	*	*	3	5
11:00	*	*	*	*	*	*	1	2	*	*	*	*	*	*	1	2
Lane Day	0	0	0	0	0	0	80	81	0	0	0	0	0	0	80	81
AM Peak Vol.							161								161	
PM Peak Vol.																
AM Peak Vol.							11:00	11:00							11:00	11:00
PM Peak Vol.							12:00	12:00							12:00	12:00
Comb. Total	0		0		0		161		0		0		0		161	
ADT	ADT 161		AADT 161													

Comb. Total

ADT

0

0

0

161

0

0

0

161

ADT 161

AADT 161

Stahl Sheaffer Engineering, LLC

3939 South Atherton Street, Suite B
 State College, PA 16801
 Tel. 814-689-1562
 www.sse-llc.com



Site Code: 729

High St
 btw Beaver Ave and Foster Ave

SB, NB

Start Time	15	20	25	30	35	40	45	50	55	60	65	70	75	999	Total
10/16/08	3	3	6	0	0	0	0	0	0	0	0	0	0	0	12
01:00	2	2	1	0	0	0	0	0	0	0	0	0	0	0	5
02:00	5	1	1	2	0	0	0	0	0	0	0	0	0	0	9
03:00	1	0	2	0	0	0	0	0	0	0	0	0	0	0	3
04:00	0	0	2	0	0	0	0	0	0	0	0	0	0	0	2
05:00	0	0	1	0	0	0	0	0	0	0	0	0	0	0	1
06:00	4	1	1	2	0	0	0	0	0	0	0	0	0	0	8
07:00	7	3	2	0	0	0	0	0	0	0	0	0	0	0	12
08:00	1	4	5	0	0	0	0	0	0	0	0	0	0	0	10
09:00	4	11	11	2	0	0	0	0	0	0	0	0	0	0	28
10:00	2	7	6	0	0	0	0	0	0	0	0	0	0	0	15
11:00	10	6	10	2	0	0	0	0	0	0	0	0	0	0	28
12 PM	7	6	7	2	0	0	0	0	0	0	0	0	0	0	22
13:00	5	6	12	4	0	0	0	0	0	0	0	0	0	0	27
14:00	12	4	9	2	0	0	0	0	0	0	0	0	0	0	27
15:00	3	11	8	2	0	0	0	0	0	0	0	0	0	0	24
16:00	6	14	19	4	0	0	0	0	0	0	0	0	0	0	43
17:00	7	17	24	5	0	0	0	0	0	0	0	0	0	0	53
18:00	9	13	22	2	1	0	0	0	0	0	0	0	0	0	47
19:00	4	16	18	6	2	0	0	0	0	0	0	0	0	0	46
20:00	9	17	22	4	0	0	0	0	0	0	0	0	0	0	52
21:00	2	6	7	1	1	0	0	0	0	0	0	0	0	0	17
22:00	4	3	8	5	0	0	0	0	0	0	0	0	0	0	20
23:00	3	5	8	3	0	0	0	0	0	0	0	0	0	0	19
Total	110	156	212	48	4	0	0	0	0	0	0	0	0	0	530
Grand Total	110	156	212	48	4	0	0	0	0	0	0	0	0	0	530

15th Percentile : 12 MPH
 50th Percentile : 20 MPH
 85th Percentile : 25 MPH
 95th Percentile : 28 MPH

Stats
 Mean Speed(Average) : 19 MPH
 10 MPH Pace Speed : 16-25 MPH
 Number in Pace : 368
 Percent in Pace : 69.4%
 Number of Vehicles > 25 MPH : 52
 Percent of Vehicles > 25 MPH : 9.8%

Stahl Sheaffer Engineering, LLC

3939 South Atherton Street, Suite B
 State College, PA 16801
 Tel. 814-689-1562
 www.sse-llc.com



Site Code: 730

High St
 btw Foster Ave and Fairmount Ave

NB, SB

Start Time	15	20	25	30	35	40	45	50	55	60	65	70	75	999	Total
10/16/08	1	0	0	0	0	0	0	0	0	0	0	0	0	0	1
01:00	0	0	0	0	0	0	0	0	0	0	0	0	0	0	0
02:00	0	0	0	0	0	0	0	0	0	0	0	0	0	0	0
03:00	3	0	0	0	0	0	0	0	0	0	0	0	0	0	3
04:00	0	0	0	0	0	0	0	0	0	0	0	0	0	0	0
05:00	1	0	0	0	0	0	0	0	0	0	0	0	0	0	1
06:00	3	0	0	0	0	0	0	0	0	0	0	0	0	0	3
07:00	4	0	0	0	0	0	0	0	0	0	0	0	0	0	4
08:00	2	2	0	0	0	0	0	0	0	0	0	0	0	0	4
09:00	3	0	0	0	0	0	0	0	0	0	0	0	0	0	3
10:00	2	0	0	0	0	0	0	0	0	0	0	0	0	0	2
11:00	9	0	0	0	0	0	0	0	0	0	0	0	0	0	9
12 PM	4	2	0	0	0	0	0	0	0	0	0	0	0	0	6
13:00	4	0	0	0	0	0	0	0	0	0	0	0	0	0	4
14:00	5	0	0	0	0	0	0	0	0	0	0	0	0	0	5
15:00	5	0	0	0	0	0	0	0	0	0	0	0	0	0	5
16:00	7	0	0	0	0	0	0	0	0	0	0	0	0	0	7
17:00	8	0	1	0	0	0	0	0	0	0	0	0	0	0	9
18:00	4	1	0	0	0	0	0	0	0	0	0	0	0	0	5
19:00	7	1	0	0	0	0	0	0	0	0	0	0	0	0	8
20:00	4	0	0	0	0	0	0	0	0	0	0	0	0	0	4
21:00	1	0	0	0	0	0	0	0	0	0	0	0	0	0	1
22:00	4	0	0	0	0	0	0	0	0	0	0	0	0	0	4
23:00	1	0	0	0	0	0	0	0	0	0	0	0	0	0	1
Total	82	6	1	0	0	0	0	0	0	0	0	0	0	0	89
Grand Total	82	6	1	0	0	0	0	0	0	0	0	0	0	0	89

15th Percentile : 3 MPH
 50th Percentile : 8 MPH
 85th Percentile : 14 MPH
 95th Percentile : 17 MPH

Stats
 Mean Speed(Average) : 8 MPH
 10 MPH Pace Speed : 1-10 MPH
 Number in Pace : 57
 Percent in Pace : 64.0%
 Number of Vehicles > 25 MPH : 0
 Percent of Vehicles > 25 MPH : 0.0%

Stahl Sheaffer Engineering, LLC

3939 South Atherton Street, Suite B
 State College, PA 16801
 Tel. 814-689-1562
 www.sse-llc.com



Site Code: 730

High St
 btw Foster Ave and Fairmount Ave

Start Time	13-Oct-08		Tue		Wed		Thu		Fri		Sat		Sun		Week Average	
	NB	SB	NB	SB	NB	SB	NB	SB	NB	SB	NB	SB	NB	SB	NB	SB
12:00 AM	*	*	*	*	*	*	0	1	*	*	*	*	*	*	0	1
01:00	*	*	*	*	*	*	0	0	*	*	*	*	*	*	0	0
02:00	*	*	*	*	*	*	0	0	*	*	*	*	*	*	0	0
03:00	*	*	*	*	*	*	1	2	*	*	*	*	*	*	1	2
04:00	*	*	*	*	*	*	0	0	*	*	*	*	*	*	0	0
05:00	*	*	*	*	*	*	1	0	*	*	*	*	*	*	1	0
06:00	*	*	*	*	*	*	3	0	*	*	*	*	*	*	3	0
07:00	*	*	*	*	*	*	3	1	*	*	*	*	*	*	3	1
08:00	*	*	*	*	*	*	2	2	*	*	*	*	*	*	2	2
09:00	*	*	*	*	*	*	2	1	*	*	*	*	*	*	2	1
10:00	*	*	*	*	*	*	2	0	*	*	*	*	*	*	2	0
11:00	*	*	*	*	*	*	3	6	*	*	*	*	*	*	3	6
12:00 PM	*	*	*	*	*	*	3	3	*	*	*	*	*	*	3	3
01:00	*	*	*	*	*	*	3	1	*	*	*	*	*	*	3	1
02:00	*	*	*	*	*	*	3	2	*	*	*	*	*	*	3	2
03:00	*	*	*	*	*	*	4	1	*	*	*	*	*	*	4	1
04:00	*	*	*	*	*	*	2	5	*	*	*	*	*	*	2	5
05:00	*	*	*	*	*	*	4	5	*	*	*	*	*	*	4	5
06:00	*	*	*	*	*	*	3	2	*	*	*	*	*	*	3	2
07:00	*	*	*	*	*	*	5	3	*	*	*	*	*	*	5	3
08:00	*	*	*	*	*	*	0	4	*	*	*	*	*	*	0	4
09:00	*	*	*	*	*	*	0	1	*	*	*	*	*	*	0	1
10:00	*	*	*	*	*	*	2	2	*	*	*	*	*	*	2	2
11:00	*	*	*	*	*	*	0	1	*	*	*	*	*	*	0	1
Lane Day	0	0	0	0	0	0	46	43	0	0	0	0	0	0	46	43
AM Peak Vol.							06:00	11:00							06:00	11:00
PM Peak Vol.							19:00	16:00							19:00	16:00
Comb. Total	0	0	0	0	0	0	89	89	0	0	0	0	0	0	89	89
ADT	ADT 89		AADT 89													

Comb. Total

0

0

0

89

0

0

0

89

ADT

ADT 89

AADT 89

Stahl Sheaffer Engineering, LLC

3939 South Atherton Street, Suite B
 State College, PA 16801
 Tel. 814-689-1562
 www.sse-llc.com



Site Code: 731

Irvin Ave
 btw Fraser St and Walnut St

EB, WB

Start Time	15	20	25	30	35	40	45	50	55	60	65	70	75	999	Total
10/21/08	0	0	1	2	0	0	0	0	0	0	0	0	0	0	3
01:00	0	2	0	1	1	0	0	0	0	0	0	0	0	0	4
02:00	1	0	1	0	0	0	0	0	0	0	0	0	0	0	2
03:00	0	0	0	0	1	0	0	0	0	0	0	0	0	0	1
04:00	0	0	0	0	0	0	0	0	0	0	0	0	0	0	0
05:00	0	0	0	1	0	0	0	0	0	0	0	0	0	0	1
06:00	0	0	0	1	0	0	0	0	0	0	0	0	0	0	1
07:00	0	1	1	3	0	0	0	0	0	0	0	0	0	0	5
08:00	3	0	3	5	5	1	0	0	0	0	0	0	0	0	17
09:00	1	2	3	6	2	1	0	0	0	0	0	0	0	0	15
10:00	6	1	1	8	1	0	0	0	0	0	0	0	0	0	17
11:00	3	5	3	5	5	0	0	0	0	0	0	0	0	0	21
12 PM	0	3	6	8	5	1	0	0	0	0	0	0	0	0	23
13:00	0	2	3	5	2	0	0	0	0	0	0	0	0	0	12
14:00	5	2	7	4	3	1	0	0	0	0	0	0	0	0	22
15:00	2	3	4	5	3	1	1	0	0	0	0	0	0	0	19
16:00	6	3	5	16	2	1	0	0	0	0	0	0	0	0	33
17:00	7	4	14	14	11	0	0	0	0	0	0	0	0	0	50
18:00	5	3	1	4	5	1	0	0	0	0	0	0	0	0	19
19:00	3	2	6	8	1	0	0	0	0	0	0	0	0	0	20
20:00	1	0	4	2	1	0	0	0	0	0	0	0	0	0	8
21:00	5	0	3	3	0	0	0	0	0	0	0	0	0	0	11
22:00	0	0	0	3	5	0	0	0	0	0	0	0	0	0	8
23:00	0	2	0	5	0	0	0	0	0	0	0	0	0	0	7
Total	48	35	66	109	53	7	1	0	0	0	0	0	0	0	319
Grand Total	48	35	66	109	53	7	1	0	0	0	0	0	0	0	319

15th Percentile : 15 MPH
 50th Percentile : 26 MPH
 85th Percentile : 32 MPH
 95th Percentile : 35 MPH

Stats
 Mean Speed(Average) : 24 MPH
 10 MPH Pace Speed : 21-30 MPH
 Number in Pace : 175
 Percent in Pace : 54.9%
 Number of Vehicles > 25 MPH : 170
 Percent of Vehicles > 25 MPH : 53.3%

Stahl Sheaffer Engineering, LLC

3939 South Atherton Street, Suite B
 State College, PA 16801
 Tel. 814-689-1562
 www.sse-llc.com



Site Code: 731

Irvin Ave
 btw Fraser St and Walnut St

Start Time	20-Oct-08		Tue		Wed		Thu		Fri		Sat		Sun		Week Average	
	EB	WB	EB	WB	EB	WB	EB	WB	EB	WB	EB	WB	EB	WB	EB	WB
12:00 AM	*	*	1	2	*	*	*	*	*	*	*	*	*	*	1	2
01:00	*	*	0	4	*	*	*	*	*	*	*	*	*	*	0	4
02:00	*	*	1	1	*	*	*	*	*	*	*	*	*	*	1	1
03:00	*	*	0	1	*	*	*	*	*	*	*	*	*	*	0	1
04:00	*	*	0	0	*	*	*	*	*	*	*	*	*	*	0	0
05:00	*	*	0	1	*	*	*	*	*	*	*	*	*	*	0	1
06:00	*	*	0	1	*	*	*	*	*	*	*	*	*	*	0	1
07:00	*	*	0	5	*	*	*	*	*	*	*	*	*	*	0	5
08:00	*	*	6	11	*	*	*	*	*	*	*	*	*	*	6	11
09:00	*	*	6	9	*	*	*	*	*	*	*	*	*	*	6	9
10:00	*	*	11	6	*	*	*	*	*	*	*	*	*	*	11	6
11:00	*	*	13	8	*	*	*	*	*	*	*	*	*	*	13	8
12:00 PM	*	*	12	11	*	*	*	*	*	*	*	*	*	*	12	11
01:00	*	*	7	5	*	*	*	*	*	*	*	*	*	*	7	5
02:00	*	*	14	8	*	*	*	*	*	*	*	*	*	*	14	8
03:00	*	*	8	11	*	*	*	*	*	*	*	*	*	*	8	11
04:00	*	*	22	11	*	*	*	*	*	*	*	*	*	*	22	11
05:00	*	*	31	19	*	*	*	*	*	*	*	*	*	*	31	19
06:00	*	*	11	8	*	*	*	*	*	*	*	*	*	*	11	8
07:00	*	*	11	9	*	*	*	*	*	*	*	*	*	*	11	9
08:00	*	*	1	7	*	*	*	*	*	*	*	*	*	*	1	7
09:00	*	*	6	5	*	*	*	*	*	*	*	*	*	*	6	5
10:00	*	*	5	3	*	*	*	*	*	*	*	*	*	*	5	3
11:00	*	*	3	4	*	*	*	*	*	*	*	*	*	*	3	4
Lane Day	0	0	169	150	0	0	0	0	0	0	0	0	0	0	169	150
AM Peak Vol.			11:00	08:00											11:00	08:00
PM Peak Vol.			17:00	17:00											17:00	17:00
Comb. Total	0		319		0		0		0		0		0		319	
ADT	ADT 319		AADT 319													

Comb. Total

0

319

0

0

0

0

0

319

ADT

ADT 319

AADT 319

Stahl Sheaffer Engineering, LLC

3939 South Atherton Street, Suite B
 State College, PA 16801
 Tel. 814-689-1562
 www.sse-llc.com



Site Code: 732

Irvin Ave
 btw Walnut St and S. Allen St

WB, EB

Start Time	15	20	25	30	35	40	45	50	55	60	65	70	75	999	Total
10/21/08	1	1	2	1	0	0	0	0	0	0	0	0	0	0	5
01:00	1	2	2	2	0	0	0	0	0	0	0	0	0	0	7
02:00	1	1	1	0	0	0	0	0	0	0	0	0	0	0	3
03:00	2	0	0	0	0	0	0	0	0	0	0	0	0	0	2
04:00	0	0	0	0	0	0	0	0	0	0	0	0	0	0	0
05:00	1	0	1	0	0	0	0	0	0	0	0	0	0	0	2
06:00	2	1	0	0	1	0	0	0	0	0	0	0	0	0	4
07:00	1	1	5	4	0	0	0	0	0	0	0	0	0	0	11
08:00	4	3	5	5	5	0	0	0	0	0	0	0	0	0	22
09:00	2	0	7	4	0	0	0	0	0	0	0	0	0	0	13
10:00	4	4	3	2	2	0	0	0	0	0	0	0	0	0	15
11:00	7	3	6	8	1	0	0	0	0	0	0	0	0	0	25
12 PM	7	1	6	7	5	0	0	0	0	0	0	0	0	0	26
13:00	2	4	6	4	3	0	0	0	0	0	0	0	0	0	19
14:00	3	1	6	3	3	0	0	0	0	0	0	0	0	0	16
15:00	7	3	5	2	3	1	0	0	0	0	0	0	0	0	21
16:00	8	2	7	16	1	0	0	0	0	0	0	0	0	0	34
17:00	4	3	17	15	9	1	0	0	0	0	0	0	0	0	49
18:00	4	3	5	7	3	2	0	0	0	0	0	0	0	0	24
19:00	1	2	7	6	1	0	0	0	0	0	0	0	0	0	17
20:00	1	3	4	3	2	0	0	0	0	0	0	0	0	0	13
21:00	0	2	3	2	1	0	0	0	0	0	0	0	0	0	8
22:00	0	3	1	3	2	0	0	0	0	0	0	0	0	0	9
23:00	2	1	4	5	0	0	0	0	0	0	0	0	0	0	12
Total	65	44	103	99	42	4	0	0	0	0	0	0	0	0	357
Grand Total	65	44	103	99	42	4	0	0	0	0	0	0	0	0	357

15th Percentile : 13 MPH
 50th Percentile : 24 MPH
 85th Percentile : 30 MPH
 95th Percentile : 34 MPH

Stats
 Mean Speed(Average) : 22 MPH
 10 MPH Pace Speed : 21-30 MPH
 Number in Pace : 202
 Percent in Pace : 56.6%
 Number of Vehicles > 25 MPH : 145
 Percent of Vehicles > 25 MPH : 40.6%

Stahl Sheaffer Engineering, LLC

3939 South Atherton Street, Suite B
 State College, PA 16801
 Tel. 814-689-1562
 www.sse-llc.com



Site Code: 732

Irvin Ave
 btw Walnut St and S. Allen St

Start Time	20-Oct-08		Tue		Wed		Thu		Fri		Sat		Sun		Week Average	
	WB	EB	WB	EB	WB	EB	WB	EB	WB	EB	WB	EB	WB	EB	WB	EB
12:00 AM	*	*	1	4	*	*	*	*	*	*	*	*	*	*	1	4
01:00	*	*	6	1	*	*	*	*	*	*	*	*	*	*	6	1
02:00	*	*	1	2	*	*	*	*	*	*	*	*	*	*	1	2
03:00	*	*	1	1	*	*	*	*	*	*	*	*	*	*	1	1
04:00	*	*	0	0	*	*	*	*	*	*	*	*	*	*	0	0
05:00	*	*	1	1	*	*	*	*	*	*	*	*	*	*	1	1
06:00	*	*	0	4	*	*	*	*	*	*	*	*	*	*	0	4
07:00	*	*	8	3	*	*	*	*	*	*	*	*	*	*	8	3
08:00	*	*	13	9	*	*	*	*	*	*	*	*	*	*	13	9
09:00	*	*	8	5	*	*	*	*	*	*	*	*	*	*	8	5
10:00	*	*	6	9	*	*	*	*	*	*	*	*	*	*	6	9
11:00	*	*	7	18	*	*	*	*	*	*	*	*	*	*	7	18
12:00 PM	*	*	11	15	*	*	*	*	*	*	*	*	*	*	11	15
01:00	*	*	8	11	*	*	*	*	*	*	*	*	*	*	8	11
02:00	*	*	6	10	*	*	*	*	*	*	*	*	*	*	6	10
03:00	*	*	10	11	*	*	*	*	*	*	*	*	*	*	10	11
04:00	*	*	11	23	*	*	*	*	*	*	*	*	*	*	11	23
05:00	*	*	14	35	*	*	*	*	*	*	*	*	*	*	14	35
06:00	*	*	10	14	*	*	*	*	*	*	*	*	*	*	10	14
07:00	*	*	11	6	*	*	*	*	*	*	*	*	*	*	11	6
08:00	*	*	10	3	*	*	*	*	*	*	*	*	*	*	10	3
09:00	*	*	1	7	*	*	*	*	*	*	*	*	*	*	1	7
10:00	*	*	6	3	*	*	*	*	*	*	*	*	*	*	6	3
11:00	*	*	4	8	*	*	*	*	*	*	*	*	*	*	4	8
Lane Day	0	0	154	203	0	0	0	0	0	0	0	0	0	0	154	203
	0		357		0		0		0		0		0		357	
AM Peak Vol.			08:00	11:00											08:00	11:00
			13	18											13	18
PM Peak Vol.			17:00	17:00											17:00	17:00
			14	35											14	35

Comb. Total	0	357	0	0	0	0	0	0	357
ADT	ADT 357	AADT 357							

Stahl Sheaffer Engineering, LLC

3939 South Atherton Street, Suite B
 State College, PA 16801
 Tel. 814-689-1562
 www.sse-llc.com



Site Code: 733

Irvin Ave
 btw S. Allen St and Pugh St

WB, EB

Start Time	15	16	20	21	25	26	30	31	35	36	40	41	45	46	50	51	55	56	60	61	65	66	70	71	75	76	999	Total
10/21/08	2	1	1	1	1	0	0	0	0	0	0	0	0	0	0	0	0	0	0	0	0	0	0	0	0	0	0	5
01:00	0	1	1	0	0	0	0	0	0	0	0	0	0	0	0	0	0	0	0	0	0	0	0	0	0	0	0	2
02:00	1	0	1	0	0	0	0	0	0	0	0	0	0	0	0	0	0	0	0	0	0	0	0	0	0	0	0	2
03:00	1	0	0	1	0	0	0	0	0	0	0	0	0	0	0	0	0	0	0	0	0	0	0	0	0	0	0	2
04:00	0	0	1	0	0	0	0	0	0	0	0	0	0	0	0	0	0	0	0	0	0	0	0	0	0	0	0	1
05:00	0	0	0	0	0	0	0	0	0	0	0	0	0	0	0	0	0	0	0	0	0	0	0	0	0	0	0	0
06:00	2	3	1	4	0	0	0	0	0	0	0	0	0	0	0	0	0	0	0	0	0	0	0	0	0	0	0	10
07:00	7	2	3	2	1	0	0	0	0	0	0	0	0	0	0	0	0	0	0	0	0	0	0	0	0	0	0	15
08:00	2	3	3	2	3	0	0	0	0	0	0	0	0	0	0	0	0	0	0	0	0	0	0	0	0	0	0	13
09:00	4	2	2	4	1	0	0	0	0	0	0	0	0	0	0	0	0	0	0	0	0	0	0	0	0	0	0	13
10:00	1	2	1	1	2	0	0	0	0	0	0	0	0	0	0	0	0	0	0	0	0	0	0	0	0	0	0	7
11:00	3	6	6	6	0	0	0	0	0	0	0	0	0	0	0	0	0	0	0	0	0	0	0	0	0	0	0	21
12 PM	2	1	7	7	5	0	0	0	0	0	0	0	0	0	0	0	0	0	0	0	0	0	0	0	0	0	0	22
13:00	2	0	5	5	0	0	0	0	0	0	0	0	0	0	0	0	0	0	0	0	0	0	0	0	0	0	0	12
14:00	10	1	4	6	1	0	0	0	0	0	0	0	0	0	0	0	0	0	0	0	0	0	0	0	0	0	0	22
15:00	7	2	2	3	1	0	0	0	0	0	0	0	0	0	0	0	0	0	0	0	0	0	0	0	0	0	0	15
16:00	4	3	3	10	0	0	0	0	0	0	0	0	0	0	0	0	0	0	0	0	0	0	0	0	0	0	0	20
17:00	4	2	6	5	3	0	0	0	0	0	0	0	0	0	0	0	0	0	0	0	0	0	0	0	0	0	0	20
18:00	3	4	1	7	1	0	0	0	0	0	0	0	0	0	0	0	0	0	0	0	0	0	0	0	0	0	0	16
19:00	10	1	5	3	1	0	0	0	0	0	0	0	0	0	0	0	0	0	0	0	0	0	0	0	0	0	0	20
20:00	3	3	4	2	0	0	0	0	0	0	0	0	0	0	0	0	0	0	0	0	0	0	0	0	0	0	0	12
21:00	6	1	3	4	0	0	0	0	0	0	0	0	0	0	0	0	0	0	0	0	0	0	0	0	0	0	0	14
22:00	1	1	2	4	1	0	0	0	0	0	0	0	0	0	0	0	0	0	0	0	0	0	0	0	0	0	0	9
23:00	1	0	2	1	2	0	0	0	0	0	0	0	0	0	0	0	0	0	0	0	0	0	0	0	0	0	0	6
Total	76	39	64	78	22	0	0	0	0	0	0	0	0	0	0	0	0	0	0	0	0	0	0	0	0	0	279	
Grand Total	76	39	64	78	22	0	0	0	0	0	0	0	0	0	0	0	0	0	0	0	0	0	0	0	0	0	279	

15th Percentile : 9 MPH
 50th Percentile : 22 MPH
 85th Percentile : 29 MPH
 95th Percentile : 32 MPH

Stats
 Mean Speed(Average) : 20 MPH
 10 MPH Pace Speed : 21-30 MPH
 Number in Pace : 142
 Percent in Pace : 50.9%
 Number of Vehicles > 25 MPH : 100
 Percent of Vehicles > 25 MPH : 35.8%

Stahl Sheaffer Engineering, LLC

3939 South Atherton Street, Suite B
 State College, PA 16801
 Tel. 814-689-1562
 www.sse-llc.com



Site Code: 734

Irvin Ave
 btw Pugh St and Garner St

WB, EB

Start Time	15	16	20	21	25	26	30	31	35	36	40	41	45	46	50	51	55	56	60	61	65	66	70	71	75	76	999	Total
10/21/08	0	0	0	0	1	1	1	0	0	0	0	0	0	0	0	0	0	0	0	0	0	0	0	0	0	0	0	2
01:00	0	0	1	0	0	0	0	0	0	0	0	0	0	0	0	0	0	0	0	0	0	0	0	0	0	0	0	1
02:00	0	0	0	0	1	0	0	0	0	0	0	0	0	0	0	0	0	1	0	0	0	0	0	0	0	0	0	2
03:00	0	0	0	0	0	0	0	0	0	0	0	0	0	0	0	0	0	0	0	0	0	0	0	0	0	0	0	0
04:00	0	0	0	1	0	0	0	0	0	0	0	0	0	0	0	0	0	0	0	0	0	0	0	0	0	0	0	1
05:00	0	0	0	0	0	0	0	0	0	0	0	0	0	0	0	0	0	0	0	0	0	0	0	0	0	0	0	0
06:00	1	1	2	4	1	1	1	0	0	0	0	0	0	0	0	0	0	0	0	0	0	0	0	0	0	0	0	10
07:00	0	0	7	6	2	1	0	1	0	1	0	0	0	0	0	0	0	0	0	0	0	0	0	0	0	0	0	17
08:00	0	1	7	5	4	2	1	0	1	0	0	0	0	0	0	0	0	0	0	0	0	0	0	0	0	0	0	20
09:00	0	1	4	4	2	1	1	1	0	0	0	0	0	0	0	0	0	0	0	0	0	0	0	0	0	0	0	14
10:00	1	0	4	3	1	0	0	0	0	0	0	0	0	0	0	0	0	0	0	0	0	0	0	0	0	0	0	9
11:00	4	2	4	5	4	0	1	0	0	0	0	0	0	0	0	0	0	0	0	0	0	0	0	0	0	0	0	20
12 PM	2	1	5	9	10	3	0	0	0	0	0	0	0	0	0	0	0	0	0	0	0	0	0	0	0	0	0	30
13:00	2	0	4	8	3	0	0	0	0	0	0	0	0	0	0	0	0	0	0	0	0	0	0	0	0	0	0	17
14:00	2	3	6	8	7	2	0	0	0	0	0	0	0	0	0	0	0	0	0	0	0	0	0	0	0	0	0	28
15:00	2	0	4	7	11	1	0	0	0	0	0	0	0	0	0	0	0	0	0	0	0	0	0	0	0	0	0	25
16:00	2	2	4	8	7	2	0	0	0	0	0	0	0	0	0	0	0	0	0	0	0	0	0	0	0	0	0	25
17:00	3	3	7	17	6	7	0	0	0	0	0	0	0	0	0	0	0	0	0	0	0	0	0	0	0	0	0	43
18:00	0	0	3	5	6	1	1	0	0	0	0	0	0	0	0	0	0	0	0	0	0	0	0	0	0	0	0	16
19:00	0	1	4	10	5	2	0	0	0	0	0	0	0	0	0	0	0	0	0	0	0	0	0	0	0	0	0	22
20:00	0	0	2	4	3	0	0	0	0	0	0	0	0	0	0	0	0	0	0	0	0	0	0	0	0	0	0	9
21:00	0	1	0	1	4	2	0	0	0	0	0	0	0	0	0	0	0	0	0	0	0	0	0	0	0	0	0	8
22:00	0	1	0	1	2	4	1	0	0	0	0	0	0	0	0	0	0	0	0	0	0	0	0	0	0	0	0	9
23:00	0	0	1	3	3	1	0	0	0	0	0	0	0	0	0	0	0	0	0	0	0	0	0	0	0	0	0	8
Total	19	17	69	110	83	30	5	2	0	1	0	0	0	0	0	0	0	0	0	0	0	0	0	0	0	0	336	
Grand Total	19	17	69	110	83	30	5	2	0	1	0	0	0	0	0	0	0	0	0	0	0	0	0	0	0	0	336	

15th Percentile : 22 MPH
 50th Percentile : 28 MPH
 85th Percentile : 35 MPH
 95th Percentile : 39 MPH

Stats
 Mean Speed(Average) : 28 MPH
 10 MPH Pace Speed : 26-35 MPH
 Number in Pace : 193
 Percent in Pace : 57.4%
 Number of Vehicles > 25 MPH : 231
 Percent of Vehicles > 25 MPH : 68.8%

Stahl Sheaffer Engineering, LLC

3939 South Atherton Street, Suite B
 State College, PA 16801
 Tel. 814-689-1562
 www.sse-llc.com



Site Code: 735

Irvin Ave
 btw Garner St and University Dr

EB, WB

Start Time	15	20	25	30	35	40	45	50	55	60	65	70	75	999	Total
10/23/08	0	0	1	3	6	0	0	0	0	0	0	0	0	0	10
01:00	0	0	0	0	0	0	0	0	0	0	0	0	0	0	0
02:00	0	0	0	1	2	0	0	0	0	0	0	0	0	0	3
03:00	0	0	1	1	1	0	0	0	0	0	0	0	0	0	3
04:00	0	0	0	1	0	0	0	0	0	0	0	0	0	0	1
05:00	1	0	0	1	0	0	0	0	0	0	0	0	0	0	2
06:00	0	1	0	3	0	1	0	0	0	0	0	0	0	0	5
07:00	0	0	1	8	3	2	0	0	0	0	0	0	0	0	14
08:00	2	1	3	8	12	0	0	0	0	0	0	0	0	0	26
09:00	2	2	3	6	5	4	0	0	0	0	0	0	0	0	22
10:00	0	0	4	6	4	3	2	0	0	0	0	0	0	0	19
11:00	2	1	4	9	6	3	0	0	0	0	0	0	0	0	25
12 PM	0	0	2	6	7	1	2	0	0	0	0	0	0	0	18
13:00	1	2	3	9	1	3	0	0	0	0	0	0	0	0	19
14:00	0	2	0	8	10	1	0	0	0	0	0	0	0	0	21
15:00	0	1	1	7	11	4	0	0	0	0	0	0	0	0	24
16:00	4	1	4	10	8	3	0	1	0	0	0	0	0	0	31
17:00	3	0	9	17	10	3	0	0	1	0	0	0	0	0	43
18:00	4	1	5	11	7	5	1	0	0	0	0	0	0	0	34
19:00	0	2	6	4	4	1	1	0	0	0	0	0	0	0	18
20:00	0	1	4	5	7	2	0	0	0	0	0	0	0	0	19
21:00	0	1	2	3	7	1	1	0	0	0	0	0	0	0	15
22:00	0	3	1	3	6	3	0	0	0	0	0	0	0	0	16
23:00	0	1	6	6	3	1	0	0	0	0	0	0	0	0	17
Total	19	20	60	136	120	41	7	1	1	0	0	0	0	0	405
Grand Total	19	20	60	136	120	41	7	1	1	0	0	0	0	0	405

15th Percentile : 22 MPH
 50th Percentile : 29 MPH
 85th Percentile : 35 MPH
 95th Percentile : 39 MPH

Stats
 Mean Speed(Average) : 29 MPH
 10 MPH Pace Speed : 26-35 MPH
 Number in Pace : 256
 Percent in Pace : 63.2%
 Number of Vehicles > 25 MPH : 306
 Percent of Vehicles > 25 MPH : 75.6%

Stahl Sheaffer Engineering, LLC

3939 South Atherton Street, Suite B
 State College, PA 16801
 Tel. 814-689-1562
 www.sse-llc.com



Site Code: 735

Irvin Ave
 btw Garner St and University Dr

Start Time	20-Oct-08		Tue		Wed		Thu		Fri		Sat		Sun		Week Average	
	EB	WB	EB	WB	EB	WB	EB	WB	EB	WB	EB	WB	EB	WB	EB	WB
12:00 AM	*	*	*	*	*	*	4	6	*	*	*	*	*	*	4	6
01:00	*	*	*	*	*	*	0	0	*	*	*	*	*	*	0	0
02:00	*	*	*	*	*	*	2	1	*	*	*	*	*	*	2	1
03:00	*	*	*	*	*	*	1	2	*	*	*	*	*	*	1	2
04:00	*	*	*	*	*	*	1	0	*	*	*	*	*	*	1	0
05:00	*	*	*	*	*	*	1	1	*	*	*	*	*	*	1	1
06:00	*	*	*	*	*	*	3	2	*	*	*	*	*	*	3	2
07:00	*	*	*	*	*	*	6	8	*	*	*	*	*	*	6	8
08:00	*	*	*	*	*	*	8	18	*	*	*	*	*	*	8	18
09:00	*	*	*	*	*	*	14	8	*	*	*	*	*	*	14	8
10:00	*	*	*	*	*	*	8	11	*	*	*	*	*	*	8	11
11:00	*	*	*	*	*	*	10	15	*	*	*	*	*	*	10	15
12:00 PM	*	*	*	*	*	*	5	13	*	*	*	*	*	*	5	13
01:00	*	*	*	*	*	*	6	13	*	*	*	*	*	*	6	13
02:00	*	*	*	*	*	*	4	17	*	*	*	*	*	*	4	17
03:00	*	*	*	*	*	*	11	13	*	*	*	*	*	*	11	13
04:00	*	*	*	*	*	*	14	17	*	*	*	*	*	*	14	17
05:00	*	*	*	*	*	*	15	28	*	*	*	*	*	*	15	28
06:00	*	*	*	*	*	*	12	22	*	*	*	*	*	*	12	22
07:00	*	*	*	*	*	*	9	9	*	*	*	*	*	*	9	9
08:00	*	*	*	*	*	*	7	12	*	*	*	*	*	*	7	12
09:00	*	*	*	*	*	*	8	7	*	*	*	*	*	*	8	7
10:00	*	*	*	*	*	*	4	12	*	*	*	*	*	*	4	12
11:00	*	*	*	*	*	*	10	7	*	*	*	*	*	*	10	7
Lane Day	0	0	0	0	0	0	163	242	0	0	0	0	0	0	163	242
AM Peak Vol.							405								405	
PM Peak Vol.																
Comb. Total	0		0		0		405		0		0		0		405	
ADT	ADT 405		AADT 405													

Comb. Total

0

0

0

405

0

0

0

405

ADT

ADT 405

AADT 405

Stahl Sheaffer Engineering, LLC

3939 South Atherton Street, Suite B
 State College, PA 16801
 Tel. 814-689-1562
 www.sse-llc.com



Site Code: 736

Keller St
 btw Foster Ave and Prospect Ave

NB, SB

Start Time	15	20	25	30	35	40	45	50	55	60	65	70	75	999	Total
10/23/08	3	2	1	3	0	0	0	0	0	0	0	0	0	0	9
01:00	1	0	0	2	1	0	0	0	0	0	0	0	0	0	4
02:00	0	0	0	0	0	0	0	0	0	0	0	0	0	0	0
03:00	0	0	0	0	0	0	0	0	0	0	0	0	0	0	0
04:00	0	0	0	0	0	0	0	0	0	0	0	0	0	0	0
05:00	1	0	0	0	0	0	0	0	0	0	0	0	0	0	1
06:00	0	0	1	0	0	0	0	0	0	0	0	0	0	0	1
07:00	4	0	0	2	1	0	0	0	0	0	0	0	0	0	7
08:00	1	0	1	0	2	0	0	0	0	0	0	0	0	0	4
09:00	1	1	1	2	1	0	0	0	0	0	0	0	0	0	6
10:00	0	0	2	6	2	1	0	0	0	0	0	0	0	0	11
11:00	0	0	4	1	3	4	0	0	0	0	0	0	0	0	12
12 PM	1	2	3	5	1	0	0	0	0	0	0	0	0	0	12
13:00	5	0	4	5	2	1	0	0	0	0	0	0	0	0	17
14:00	3	4	2	3	5	3	0	0	0	0	0	0	0	0	20
15:00	3	3	3	5	1	1	0	0	0	0	0	0	0	0	16
16:00	4	4	5	2	2	1	0	0	0	0	0	0	0	0	18
17:00	5	2	2	12	3	0	0	0	0	0	0	0	0	0	24
18:00	1	1	5	7	1	1	1	0	0	0	0	0	0	0	17
19:00	1	0	3	4	2	0	0	0	0	0	0	0	0	0	10
20:00	0	1	4	6	5	1	0	0	0	0	0	0	0	0	17
21:00	4	6	3	2	4	2	0	0	0	0	0	0	0	0	21
22:00	2	2	0	3	0	0	0	0	0	0	0	0	0	0	7
23:00	3	0	2	2	2	0	0	0	0	0	0	0	0	0	9
Total	43	28	46	72	38	15	1	0	0	0	0	0	0	0	243
Grand Total	43	28	46	72	38	15	1	0	0	0	0	0	0	0	243

15th Percentile : 12 MPH
 50th Percentile : 26 MPH
 85th Percentile : 33 MPH
 95th Percentile : 37 MPH

Stats
 Mean Speed(Average) : 24 MPH
 10 MPH Pace Speed : 21-30 MPH
 Number in Pace : 118
 Percent in Pace : 48.6%
 Number of Vehicles > 25 MPH : 126
 Percent of Vehicles > 25 MPH : 51.9%

Stahl Sheaffer Engineering, LLC

3939 South Atherton Street, Suite B
 State College, PA 16801
 Tel. 814-689-1562
 www.sse-llc.com



Site Code: 736

Keller St
 btw Foster Ave and Prospect Ave

Start Time	20-Oct-08		Tue		Wed		Thu		Fri		Sat		Sun		Week Average	
	NB	SB	NB	SB	NB	SB	NB	SB	NB	SB	NB	SB	NB	SB	NB	SB
12:00 AM	*	*	*	*	*	*	6	3	*	*	*	*	*	*	6	3
01:00	*	*	*	*	*	*	2	2	*	*	*	*	*	*	2	2
02:00	*	*	*	*	*	*	0	0	*	*	*	*	*	*	0	0
03:00	*	*	*	*	*	*	0	0	*	*	*	*	*	*	0	0
04:00	*	*	*	*	*	*	0	0	*	*	*	*	*	*	0	0
05:00	*	*	*	*	*	*	1	0	*	*	*	*	*	*	1	0
06:00	*	*	*	*	*	*	1	0	*	*	*	*	*	*	1	0
07:00	*	*	*	*	*	*	4	3	*	*	*	*	*	*	4	3
08:00	*	*	*	*	*	*	3	1	*	*	*	*	*	*	3	1
09:00	*	*	*	*	*	*	4	2	*	*	*	*	*	*	4	2
10:00	*	*	*	*	*	*	11	0	*	*	*	*	*	*	11	0
11:00	*	*	*	*	*	*	10	2	*	*	*	*	*	*	10	2
12:00 PM	*	*	*	*	*	*	11	1	*	*	*	*	*	*	11	1
01:00	*	*	*	*	*	*	12	5	*	*	*	*	*	*	12	5
02:00	*	*	*	*	*	*	13	7	*	*	*	*	*	*	13	7
03:00	*	*	*	*	*	*	14	2	*	*	*	*	*	*	14	2
04:00	*	*	*	*	*	*	14	4	*	*	*	*	*	*	14	4
05:00	*	*	*	*	*	*	19	5	*	*	*	*	*	*	19	5
06:00	*	*	*	*	*	*	15	2	*	*	*	*	*	*	15	2
07:00	*	*	*	*	*	*	7	3	*	*	*	*	*	*	7	3
08:00	*	*	*	*	*	*	15	2	*	*	*	*	*	*	15	2
09:00	*	*	*	*	*	*	15	6	*	*	*	*	*	*	15	6
10:00	*	*	*	*	*	*	6	1	*	*	*	*	*	*	6	1
11:00	*	*	*	*	*	*	5	4	*	*	*	*	*	*	5	4
Lane Day	0	0	0	0	0	0	188	55	0	0	0	0	0	0	188	55
							243								243	
AM Peak Vol.							10:00	00:00							10:00	00:00
							11	3							11	3
PM Peak Vol.							17:00	14:00							17:00	14:00
							19	7							19	7

Comb. Total	0	0	0	243	0	0	0	243
ADT	ADT 243	AADT 243						

Stahl Sheaffer Engineering, LLC

3939 South Atherton Street, Suite B
 State College, PA 16801
 Tel. 814-689-1562
 www.sse-llc.com



Site Code: 738

Locust Lane
 btw Beaver Ave and Foster Ave

NB

Start Time	15	16	21	26	31	36	41	46	51	56	61	66	71	76	Total
10/23/08	3	12	14	6	0	0	0	0	0	0	0	0	0	0	35
01:00	5	4	9	0	1	0	0	0	0	0	0	0	0	0	19
02:00	4	6	2	1	0	0	0	0	0	0	0	0	0	0	13
03:00	0	2	2	2	0	0	0	0	0	0	0	0	0	0	6
04:00	1	0	0	0	0	0	0	0	0	0	0	0	0	0	1
05:00	1	4	0	0	0	0	0	0	0	0	0	0	0	0	5
06:00	1	2	2	0	0	0	0	0	0	0	0	0	0	0	5
07:00	4	6	9	1	0	0	0	0	0	0	0	0	0	0	20
08:00	8	7	3	1	0	0	0	0	0	0	0	0	0	0	19
09:00	10	7	7	1	0	0	0	0	0	0	0	0	0	0	25
10:00	13	1	10	2	0	0	0	0	0	0	0	0	0	0	26
11:00	8	4	7	7	1	0	0	0	0	0	0	0	0	0	27
12 PM	11	17	8	4	1	0	0	0	0	0	0	0	0	0	41
13:00	7	18	15	2	0	0	0	0	0	0	0	0	0	0	42
14:00	18	20	6	4	0	0	0	0	0	0	0	0	0	0	48
15:00	14	15	12	4	0	0	0	0	0	0	0	0	0	0	45
16:00	11	13	10	3	3	0	0	0	0	0	0	0	0	0	40
17:00	20	37	20	2	0	0	0	0	0	0	0	0	0	0	79
18:00	16	29	32	7	0	0	0	0	0	0	0	0	0	0	84
19:00	21	23	23	5	1	0	0	0	0	0	0	0	0	0	73
20:00	23	24	13	3	0	0	0	0	0	0	0	0	0	0	63
21:00	11	21	12	5	1	0	0	0	0	0	0	0	0	0	50
22:00	19	23	12	4	1	0	0	0	0	0	0	0	0	0	59
23:00	13	9	12	3	2	0	0	0	0	0	0	0	0	0	39
Total	242	304	240	67	11	0	0	0	0	0	0	0	0	0	864
Grand Total	242	304	240	67	11	0	0	0	0	0	0	0	0	0	864

15th Percentile : 9 MPH
 50th Percentile : 19 MPH
 85th Percentile : 24 MPH
 95th Percentile : 28 MPH

Stats
 Mean Speed(Average) : 18 MPH
 10 MPH Pace Speed : 16-25 MPH
 Number in Pace : 544
 Percent in Pace : 63.0%
 Number of Vehicles > 25 MPH : 78
 Percent of Vehicles > 25 MPH : 9.0%

Stahl Sheaffer Engineering, LLC

3939 South Atherton Street, Suite B
 State College, PA 16801
 Tel. 814-689-1562
 www.sse-llc.com



Site Code: 738

Locust Lane
 btw Beaver Ave and Foster Ave

Start Time	Mon 20-Oct-08	Tue 21-Oct-08	Wed 22-Oct-08	Thu 23-Oct-08	Fri 24-Oct-08	Average Day	Sat 25-Oct-08	Sun 26-Oct-08	Week Average
12:00 AM	*	*	*	35	*	35	*	*	35
01:00	*	*	*	19	*	19	*	*	19
02:00	*	*	*	13	*	13	*	*	13
03:00	*	*	*	6	*	6	*	*	6
04:00	*	*	*	1	*	1	*	*	1
05:00	*	*	*	5	*	5	*	*	5
06:00	*	*	*	5	*	5	*	*	5
07:00	*	*	*	20	*	20	*	*	20
08:00	*	*	*	19	*	19	*	*	19
09:00	*	*	*	25	*	25	*	*	25
10:00	*	*	*	26	*	26	*	*	26
11:00	*	*	*	27	*	27	*	*	27
12:00 PM	*	*	*	41	*	41	*	*	41
01:00	*	*	*	42	*	42	*	*	42
02:00	*	*	*	48	*	48	*	*	48
03:00	*	*	*	45	*	45	*	*	45
04:00	*	*	*	40	*	40	*	*	40
05:00	*	*	*	79	*	79	*	*	79
06:00	*	*	*	84	*	84	*	*	84
07:00	*	*	*	73	*	73	*	*	73
08:00	*	*	*	63	*	63	*	*	63
09:00	*	*	*	50	*	50	*	*	50
10:00	*	*	*	59	*	59	*	*	59
11:00	*	*	*	39	*	39	*	*	39
Day Total	0	0	0	864	0	864	0	0	864
% Avg. WkDay	0.0%	0.0%	0.0%	100.0%	0.0%				
% Avg. Week	0.0%	0.0%	0.0%	100.0%	0.0%	100.0%	0.0%	0.0%	
AM Peak				00:00		00:00			00:00
Vol.				35		35			35
PM Peak				18:00		18:00			18:00
Vol.				84		84			84
Grand Total	0	0	0	864	0	864	0	0	864
ADT		ADT 864		AADT 864					

Stahl Sheaffer Engineering, LLC

3939 South Atherton Street, Suite B
 State College, PA 16801
 Tel. 814-689-1562
 www.sse-llc.com



Site Code: 739

Locust Lane
 btw Foster Ave and Fairmount Ave

NB

Start Time	15	20	25	30	35	40	45	50	55	60	65	70	75	999	Total
10/23/08	9	6	10	2	0	0	0	0	0	0	0	0	0	0	27
01:00	2	0	7	3	0	1	0	0	0	0	0	0	0	0	13
02:00	4	3	4	0	1	0	0	0	0	0	0	0	0	0	12
03:00	0	1	0	0	0	0	0	0	0	0	0	0	0	0	1
04:00	0	0	0	0	0	0	0	0	0	0	0	0	0	0	0
05:00	1	3	1	0	0	0	0	0	0	0	0	0	0	0	5
06:00	2	0	0	1	0	0	0	0	0	0	0	0	0	0	3
07:00	1	4	0	2	0	0	0	0	0	0	0	0	0	0	7
08:00	1	3	2	2	1	0	0	0	0	0	0	0	0	0	9
09:00	9	1	5	5	0	0	0	0	0	0	0	0	0	0	20
10:00	1	3	7	2	2	0	0	0	0	0	0	0	0	0	15
11:00	2	1	6	5	2	0	0	0	0	0	0	0	0	0	16
12 PM	9	6	8	3	3	0	0	0	0	0	0	0	0	0	29
13:00	5	6	5	2	1	0	0	0	0	0	0	0	0	0	19
14:00	9	6	9	6	2	0	0	0	0	0	0	0	0	0	32
15:00	10	7	12	4	0	0	0	0	0	0	0	0	0	0	33
16:00	5	7	10	1	8	0	0	0	0	0	0	0	0	0	31
17:00	10	7	8	5	0	0	0	0	0	0	0	0	0	0	30
18:00	8	7	14	12	0	1	0	0	0	0	0	0	0	0	42
19:00	6	9	8	6	0	0	0	0	0	0	0	0	0	0	29
20:00	13	6	10	3	0	0	0	0	0	0	0	0	0	0	32
21:00	2	9	5	4	1	1	0	0	0	0	0	0	0	0	22
22:00	17	5	9	2	2	1	0	0	0	0	0	0	0	0	36
23:00	5	4	7	7	0	0	0	0	0	0	0	0	0	0	23
Total	131	104	147	77	23	4	0	0	0	0	0	0	0	0	486
Grand Total	131	104	147	77	23	4	0	0	0	0	0	0	0	0	486

15th Percentile : 9 MPH
 50th Percentile : 21 MPH
 85th Percentile : 27 MPH
 95th Percentile : 31 MPH

Stats
 Mean Speed(Average) : 19 MPH
 10 MPH Pace Speed : 16-25 MPH
 Number in Pace : 251
 Percent in Pace : 51.6%
 Number of Vehicles > 25 MPH : 104
 Percent of Vehicles > 25 MPH : 21.4%

Stahl Sheaffer Engineering, LLC

3939 South Atherton Street, Suite B
 State College, PA 16801
 Tel. 814-689-1562
 www.sse-llc.com



Site Code: 739

Locust Lane
 btw Foster Ave and Fairmount Ave

Start Time	Mon 20-Oct-08	Tue 21-Oct-08	Wed 22-Oct-08	Thu 23-Oct-08	Fri 24-Oct-08	Average Day	Sat 25-Oct-08	Sun 26-Oct-08	Week Average
12:00 AM	*	*	*	27	*	27	*	*	27
01:00	*	*	*	13	*	13	*	*	13
02:00	*	*	*	12	*	12	*	*	12
03:00	*	*	*	1	*	1	*	*	1
04:00	*	*	*	0	*	0	*	*	0
05:00	*	*	*	5	*	5	*	*	5
06:00	*	*	*	3	*	3	*	*	3
07:00	*	*	*	7	*	7	*	*	7
08:00	*	*	*	9	*	9	*	*	9
09:00	*	*	*	20	*	20	*	*	20
10:00	*	*	*	15	*	15	*	*	15
11:00	*	*	*	16	*	16	*	*	16
12:00 PM	*	*	*	29	*	29	*	*	29
01:00	*	*	*	19	*	19	*	*	19
02:00	*	*	*	32	*	32	*	*	32
03:00	*	*	*	33	*	33	*	*	33
04:00	*	*	*	31	*	31	*	*	31
05:00	*	*	*	30	*	30	*	*	30
06:00	*	*	*	42	*	42	*	*	42
07:00	*	*	*	29	*	29	*	*	29
08:00	*	*	*	32	*	32	*	*	32
09:00	*	*	*	22	*	22	*	*	22
10:00	*	*	*	36	*	36	*	*	36
11:00	*	*	*	23	*	23	*	*	23
Day Total	0	0	0	486	0	486	0	0	486
% Avg. WkDay	0.0%	0.0%	0.0%	100.0%	0.0%				
% Avg. Week	0.0%	0.0%	0.0%	100.0%	0.0%	100.0%	0.0%	0.0%	
AM Peak				00:00		00:00			00:00
Vol.				27		27			27
PM Peak				18:00		18:00			18:00
Vol.				42		42			42
Grand Total	0	0	0	486	0	486	0	0	486
ADT		ADT 486		AADT 486					

Stahl Sheaffer Engineering, LLC

3939 South Atherton Street, Suite B
 State College, PA 16801
 Tel. 814-689-1562
 www.sse-llc.com



Site Code: 740

Locust Lane
 btw Fairmount Ave and Prospect Ave

NB

Start Time	15	20	25	30	35	40	45	50	55	60	65	70	75	999	Total
10/28/08	4	3	6	0	0	0	0	0	0	0	0	0	0	0	13
01:00	5	5	4	1	0	0	0	0	0	0	0	0	0	0	15
02:00	1	2	0	0	0	0	0	0	0	0	0	0	0	0	3
03:00	1	1	0	0	0	0	0	0	0	0	0	0	0	0	2
04:00	2	0	0	0	0	0	0	0	0	0	0	0	0	0	2
05:00	0	0	0	2	0	0	0	0	0	0	0	0	0	0	2
06:00	0	0	0	0	0	0	0	0	0	0	0	0	0	0	0
07:00	2	2	2	0	1	0	0	0	0	0	0	0	0	0	7
08:00	2	0	2	3	0	0	0	0	0	0	0	0	0	0	7
09:00	5	5	7	1	0	0	0	0	0	0	0	0	0	0	18
10:00	9	5	9	3	1	0	0	0	0	0	0	0	0	0	27
11:00	4	4	9	4	0	0	0	0	0	0	0	0	0	0	21
12 PM	3	2	6	1	1	0	0	0	0	0	0	0	0	0	13
13:00	10	7	7	0	0	0	0	0	0	0	0	0	0	0	24
14:00	11	5	6	0	0	0	0	0	0	0	0	0	0	0	22
15:00	6	6	8	1	0	0	0	0	0	0	0	0	0	0	21
16:00	0	6	2	4	0	0	0	0	0	0	0	0	0	0	12
17:00	6	8	15	5	0	0	0	0	0	0	0	0	0	0	34
18:00	5	4	7	4	1	0	0	0	0	0	0	0	0	0	21
19:00	6	3	12	1	0	0	0	0	0	0	0	0	0	0	22
20:00	2	10	8	1	0	0	0	0	0	0	0	0	0	0	21
21:00	8	6	6	2	0	0	0	0	0	0	0	0	0	0	22
22:00	5	8	10	0	0	0	0	0	0	0	0	0	0	0	23
23:00	4	6	3	0	0	0	0	0	0	0	0	0	0	0	13
Total	101	98	129	33	4	0	0	0	0	0	0	0	0	0	365
Grand Total	101	98	129	33	4	0	0	0	0	0	0	0	0	0	365

15th Percentile : 8 MPH
 50th Percentile : 20 MPH
 85th Percentile : 25 MPH
 95th Percentile : 28 MPH

Stats
 Mean Speed(Average) : 18 MPH
 10 MPH Pace Speed : 16-25 MPH
 Number in Pace : 227
 Percent in Pace : 62.2%
 Number of Vehicles > 25 MPH : 37
 Percent of Vehicles > 25 MPH : 10.1%

Stahl Sheaffer Engineering, LLC

3939 South Atherton Street, Suite B
 State College, PA 16801
 Tel. 814-689-1562
 www.sse-llc.com



Site Code: 740

Locust Lane
 btw Fairmount Ave and Prospect Ave

Start Time	Mon 27-Oct-08	Tue 28-Oct-08	Wed 29-Oct-08	Thu 30-Oct-08	Fri 31-Oct-08	Average Day	Sat 01-Nov-08	Sun 02-Nov-08	Week Average
12:00 AM	*	13	*	*	*	13	*	*	13
01:00	*	15	*	*	*	15	*	*	15
02:00	*	3	*	*	*	3	*	*	3
03:00	*	2	*	*	*	2	*	*	2
04:00	*	2	*	*	*	2	*	*	2
05:00	*	2	*	*	*	2	*	*	2
06:00	*	0	*	*	*	0	*	*	0
07:00	*	7	*	*	*	7	*	*	7
08:00	*	7	*	*	*	7	*	*	7
09:00	*	18	*	*	*	18	*	*	18
10:00	*	27	*	*	*	27	*	*	27
11:00	*	21	*	*	*	21	*	*	21
12:00 PM	*	13	*	*	*	13	*	*	13
01:00	*	24	*	*	*	24	*	*	24
02:00	*	22	*	*	*	22	*	*	22
03:00	*	21	*	*	*	21	*	*	21
04:00	*	12	*	*	*	12	*	*	12
05:00	*	34	*	*	*	34	*	*	34
06:00	*	21	*	*	*	21	*	*	21
07:00	*	22	*	*	*	22	*	*	22
08:00	*	21	*	*	*	21	*	*	21
09:00	*	22	*	*	*	22	*	*	22
10:00	*	23	*	*	*	23	*	*	23
11:00	*	13	*	*	*	13	*	*	13
Day Total	0	365	0	0	0	365	0	0	365
% Avg. WkDay	0.0%	100.0%	0.0%	0.0%	0.0%				
% Avg. Week	0.0%	100.0%	0.0%	0.0%	0.0%	100.0%	0.0%	0.0%	
AM Peak		10:00				10:00			10:00
Vol.		27				27			27
PM Peak		17:00				17:00			17:00
Vol.		34				34			34
Grand Total	0	365	0	0	0	365	0	0	365
ADT		ADT 365			AADT 365				

Stahl Sheaffer Engineering, LLC

3939 South Atherton Street, Suite B
 State College, PA 16801
 Tel. 814-689-1562
 www.sse-llc.com



Site Code: 741

Locust Lane
 btw Prospect Ave and Hamilton Ave

NB

Start Time	15	16	21	26	31	36	41	46	51	56	61	66	71	76	Total
10/28/08	1	0	0	0	0	0	0	0	0	0	0	0	0	0	1
01:00	1	3	1	2	0	0	0	0	0	0	0	0	0	0	7
02:00	1	0	0	0	0	0	0	0	0	0	0	0	0	0	1
03:00	1	0	0	0	0	0	0	0	0	0	0	0	0	0	1
04:00	1	0	0	0	0	0	0	0	0	0	0	0	0	0	1
05:00	1	0	1	0	0	0	0	0	0	0	0	0	0	0	2
06:00	0	0	0	0	0	0	0	0	0	0	0	0	0	0	0
07:00	0	0	1	0	0	0	0	0	0	0	0	0	0	0	1
08:00	3	2	1	1	1	0	0	0	0	0	0	0	0	0	8
09:00	3	3	0	2	0	0	0	0	0	0	0	0	0	0	8
10:00	2	1	2	0	0	0	0	0	0	0	0	0	0	0	5
11:00	1	2	4	2	0	0	0	0	0	0	0	0	0	0	9
12 PM	1	1	1	0	0	0	0	0	0	0	0	0	0	0	3
13:00	7	5	2	0	0	0	0	0	0	0	0	0	0	0	14
14:00	7	1	0	0	0	0	0	0	0	0	0	0	0	0	8
15:00	4	1	0	0	0	0	0	0	0	0	0	0	0	0	5
16:00	4	0	2	1	0	0	0	0	0	0	0	0	0	0	7
17:00	4	3	1	1	0	0	0	0	0	0	0	0	0	0	9
18:00	2	5	2	1	0	0	0	0	0	0	0	0	0	0	10
19:00	0	3	1	0	0	0	0	0	0	0	0	0	0	0	4
20:00	2	3	2	0	0	0	0	0	0	0	0	0	0	0	7
21:00	1	2	1	0	0	0	0	0	0	0	0	0	0	0	4
22:00	0	4	1	0	0	0	0	0	0	0	0	0	0	0	5
23:00	1	1	1	0	0	0	0	0	0	0	0	0	0	0	3
Total	48	40	24	10	1	0	0	0	0	0	0	0	0	0	123
Grand Total	48	40	24	10	1	0	0	0	0	0	0	0	0	0	123

15th Percentile : 5 MPH
 50th Percentile : 17 MPH
 85th Percentile : 24 MPH
 95th Percentile : 28 MPH

Stats
 Mean Speed(Average) : 16 MPH
 10 MPH Pace Speed : 16-25 MPH
 Number in Pace : 64
 Percent in Pace : 52.0%
 Number of Vehicles > 25 MPH : 11
 Percent of Vehicles > 25 MPH : 8.9%

Stahl Sheaffer Engineering, LLC

3939 South Atherton Street, Suite B
 State College, PA 16801
 Tel. 814-689-1562
 www.sse-llc.com



Site Code: 741

Locust Lane
 btw Prospect Ave and Hamilton Ave

Start Time	Mon 27-Oct-08	Tue 28-Oct-08	Wed 29-Oct-08	Thu 30-Oct-08	Fri 31-Oct-08	Average Day	Sat 01-Nov-08	Sun 02-Nov-08	Week Average
12:00 AM	*	1	*	*	*	1	*	*	1
01:00	*	7	*	*	*	7	*	*	7
02:00	*	1	*	*	*	1	*	*	1
03:00	*	1	*	*	*	1	*	*	1
04:00	*	1	*	*	*	1	*	*	1
05:00	*	2	*	*	*	2	*	*	2
06:00	*	0	*	*	*	0	*	*	0
07:00	*	1	*	*	*	1	*	*	1
08:00	*	8	*	*	*	8	*	*	8
09:00	*	8	*	*	*	8	*	*	8
10:00	*	5	*	*	*	5	*	*	5
11:00	*	9	*	*	*	9	*	*	9
12:00 PM	*	3	*	*	*	3	*	*	3
01:00	*	14	*	*	*	14	*	*	14
02:00	*	8	*	*	*	8	*	*	8
03:00	*	5	*	*	*	5	*	*	5
04:00	*	7	*	*	*	7	*	*	7
05:00	*	9	*	*	*	9	*	*	9
06:00	*	10	*	*	*	10	*	*	10
07:00	*	4	*	*	*	4	*	*	4
08:00	*	7	*	*	*	7	*	*	7
09:00	*	4	*	*	*	4	*	*	4
10:00	*	5	*	*	*	5	*	*	5
11:00	*	3	*	*	*	3	*	*	3
Day Total	0	123	0	0	0	123	0	0	123
% Avg. WkDay	0.0%	100.0%	0.0%	0.0%	0.0%				
% Avg. Week	0.0%	100.0%	0.0%	0.0%	0.0%	100.0%	0.0%	0.0%	
AM Peak		11:00				11:00			11:00
Vol.		9				9			9
PM Peak		13:00				13:00			13:00
Vol.		14				14			14
Grand Total	0	123	0	0	0	123	0	0	123
ADT		ADT 123			AADT 123				

Stahl Sheaffer Engineering, LLC

3939 South Atherton Street, Suite B
 State College, PA 16801
 Tel. 814-689-1562
 www.sse-llc.com



Site Code: 742

Logan Ave
 btw Fraser St and Walnut St

EB, WB

Start Time	15	20	25	30	35	40	45	50	55	60	65	70	75	999	Total
10/28/08	1	1	2	3	0	0	0	0	0	0	0	0	0	0	7
01:00	0	2	0	1	1	0	0	0	0	0	0	0	0	0	4
02:00	0	0	1	2	1	0	0	0	0	0	0	0	0	0	4
03:00	0	0	1	0	0	0	0	0	0	0	0	0	0	0	1
04:00	0	0	0	0	0	0	0	0	0	0	0	0	0	0	0
05:00	0	0	1	0	0	0	0	0	0	0	0	0	0	0	1
06:00	0	1	1	1	0	0	0	0	0	0	0	0	0	0	3
07:00	1	0	5	7	1	0	0	0	0	0	0	0	0	0	14
08:00	0	6	10	5	2	1	0	0	0	0	0	0	0	0	24
09:00	1	3	7	5	1	0	0	0	0	0	0	0	0	0	17
10:00	2	1	6	4	3	2	0	0	0	0	0	0	0	0	18
11:00	4	3	5	12	5	1	0	0	0	0	0	0	0	0	30
12 PM	1	4	6	10	5	1	0	0	0	0	0	0	0	0	27
13:00	5	1	5	4	4	1	0	0	0	0	0	0	0	0	20
14:00	4	7	8	3	5	0	0	0	0	0	0	0	0	0	27
15:00	4	7	6	7	4	0	0	0	0	0	0	0	0	0	28
16:00	2	3	16	7	1	1	0	0	0	0	0	0	0	0	30
17:00	4	3	12	11	5	0	0	0	0	0	0	0	0	0	35
18:00	4	1	6	15	5	0	0	0	0	0	0	0	0	0	31
19:00	1	3	1	10	6	0	0	0	0	0	0	0	0	0	21
20:00	4	3	3	9	1	1	0	0	0	0	0	0	0	0	21
21:00	1	4	5	9	4	0	0	0	0	0	0	0	0	0	23
22:00	3	1	7	2	3	1	0	0	0	0	0	0	0	0	17
23:00	0	0	1	1	3	1	0	0	0	0	0	0	0	0	6
Total	42	54	115	128	60	10	0	0	0	0	0	0	0	0	409
Grand Total	42	54	115	128	60	10	0	0	0	0	0	0	0	0	409

15th Percentile : 17 MPH
 50th Percentile : 25 MPH
 85th Percentile : 31 MPH
 95th Percentile : 35 MPH

Stats
 Mean Speed(Average) : 24 MPH
 10 MPH Pace Speed : 21-30 MPH
 Number in Pace : 243
 Percent in Pace : 59.4%
 Number of Vehicles > 25 MPH : 198
 Percent of Vehicles > 25 MPH : 48.4%

Stahl Sheaffer Engineering, LLC

3939 South Atherton Street, Suite B
 State College, PA 16801
 Tel. 814-689-1562
 www.sse-llc.com



Site Code: 742

Logan Ave
 btw Fraser St and Walnut St

Start Time	27-Oct-08		Tue		Wed		Thu		Fri		Sat		Sun		Week Average	
	EB	WB	EB	WB	EB	WB	EB	WB	EB	WB	EB	WB	EB	WB	EB	WB
12:00 AM	*	*	4	3	*	*	*	*	*	*	*	*	*	*	4	3
01:00	*	*	1	3	*	*	*	*	*	*	*	*	*	*	1	3
02:00	*	*	4	0	*	*	*	*	*	*	*	*	*	*	4	0
03:00	*	*	1	0	*	*	*	*	*	*	*	*	*	*	1	0
04:00	*	*	0	0	*	*	*	*	*	*	*	*	*	*	0	0
05:00	*	*	1	0	*	*	*	*	*	*	*	*	*	*	1	0
06:00	*	*	2	1	*	*	*	*	*	*	*	*	*	*	2	1
07:00	*	*	11	3	*	*	*	*	*	*	*	*	*	*	11	3
08:00	*	*	15	9	*	*	*	*	*	*	*	*	*	*	15	9
09:00	*	*	8	9	*	*	*	*	*	*	*	*	*	*	8	9
10:00	*	*	8	10	*	*	*	*	*	*	*	*	*	*	8	10
11:00	*	*	16	14	*	*	*	*	*	*	*	*	*	*	16	14
12:00 PM	*	*	17	10	*	*	*	*	*	*	*	*	*	*	17	10
01:00	*	*	14	6	*	*	*	*	*	*	*	*	*	*	14	6
02:00	*	*	13	14	*	*	*	*	*	*	*	*	*	*	13	14
03:00	*	*	16	12	*	*	*	*	*	*	*	*	*	*	16	12
04:00	*	*	22	8	*	*	*	*	*	*	*	*	*	*	22	8
05:00	*	*	27	8	*	*	*	*	*	*	*	*	*	*	27	8
06:00	*	*	19	12	*	*	*	*	*	*	*	*	*	*	19	12
07:00	*	*	15	6	*	*	*	*	*	*	*	*	*	*	15	6
08:00	*	*	15	6	*	*	*	*	*	*	*	*	*	*	15	6
09:00	*	*	17	6	*	*	*	*	*	*	*	*	*	*	17	6
10:00	*	*	9	8	*	*	*	*	*	*	*	*	*	*	9	8
11:00	*	*	3	3	*	*	*	*	*	*	*	*	*	*	3	3
Lane Day	0	0	258	151	0	0	0	0	0	0	0	0	0	0	258	151
AM Peak Vol.			11:00	11:00											11:00	11:00
PM Peak Vol.			17:00	14:00											17:00	14:00
Comb. Total	0		409		0		0		0		0		0		409	
ADT	ADT 409		AADT 409													

Comb. Total

0

409

0

0

0

0

0

409

ADT

ADT 409

AADT 409

Stahl Sheaffer Engineering, LLC

3939 South Atherton Street, Suite B
 State College, PA 16801
 Tel. 814-689-1562
 www.sse-llc.com



Site Code: 743

Logan Ave
 btw Walnut St and S. Allen St

WB, EB

Start Time	15	20	25	30	35	40	45	50	55	60	65	70	75	999	Total
10/28/08	0	0	3	1	1	0	0	0	0	0	0	0	0	0	5
01:00	0	1	2	1	1	0	0	0	0	0	0	0	0	0	5
02:00	1	0	1	0	1	0	0	0	0	0	0	0	0	0	3
03:00	0	0	1	0	0	0	0	0	0	0	0	0	0	0	1
04:00	0	0	0	0	0	0	0	0	0	0	0	0	0	0	0
05:00	1	0	1	0	0	0	0	0	0	0	0	0	0	0	2
06:00	0	0	0	2	0	0	0	0	0	0	0	0	0	0	2
07:00	0	1	6	6	1	0	0	0	0	0	0	0	0	0	14
08:00	3	3	7	4	2	1	0	0	0	0	0	0	0	0	20
09:00	3	4	6	6	3	0	0	0	0	0	0	0	0	0	22
10:00	1	3	2	5	4	2	0	0	0	0	0	0	0	0	17
11:00	4	1	5	10	7	1	0	0	0	0	0	0	0	0	28
12 PM	0	4	5	11	6	0	0	0	0	0	0	0	0	0	26
13:00	2	5	9	4	2	1	0	0	0	0	0	0	0	0	23
14:00	1	5	7	4	6	0	0	0	0	0	0	0	0	0	23
15:00	2	5	8	6	4	1	0	0	0	0	0	0	0	0	26
16:00	8	8	10	7	0	0	0	0	0	0	0	0	0	0	33
17:00	9	8	13	8	3	0	0	0	0	0	0	0	0	0	41
18:00	5	3	7	12	3	0	0	0	0	0	0	0	0	0	30
19:00	1	2	6	7	3	0	0	0	0	0	0	0	0	0	19
20:00	6	2	3	6	2	0	0	0	0	0	0	0	0	0	19
21:00	3	0	5	8	4	0	0	0	0	0	0	0	0	0	20
22:00	1	0	2	4	5	1	0	0	0	0	0	0	0	0	13
23:00	3	2	0	2	2	0	0	0	0	0	0	0	0	0	9
Total	54	57	109	114	60	7	0	0	0	0	0	0	0	0	401
Grand Total	54	57	109	114	60	7	0	0	0	0	0	0	0	0	401

15th Percentile : 16 MPH
 50th Percentile : 25 MPH
 85th Percentile : 31 MPH
 95th Percentile : 34 MPH

Stats
 Mean Speed(Average) : 24 MPH
 10 MPH Pace Speed : 21-30 MPH
 Number in Pace : 223
 Percent in Pace : 55.6%
 Number of Vehicles > 25 MPH : 181
 Percent of Vehicles > 25 MPH : 45.1%

Stahl Sheaffer Engineering, LLC

3939 South Atherton Street, Suite B
 State College, PA 16801
 Tel. 814-689-1562
 www.sse-llc.com



Site Code: 744

McCormick Ave
 btw Pugh St and Garner St

EB, WB

Start Time	15	16 20	21 25	26 30	31 35	36 40	41 45	46 50	51 55	56 60	61 65	66 70	71 75	76 999	Total
10/30/08	0	1	0	1	2	0	0	0	0	0	0	0	0	0	4
01:00	1	1	0	2	2	0	0	0	0	0	0	0	0	0	6
02:00	0	0	0	0	0	0	0	0	0	0	0	0	0	0	0
03:00	0	1	0	1	0	0	0	0	0	0	0	0	0	0	2
04:00	0	0	1	0	0	0	0	0	0	0	0	0	0	0	1
05:00	0	0	1	1	0	0	0	0	0	0	0	0	0	0	2
06:00	2	2	3	3	1	1	0	0	0	0	0	0	0	0	12
07:00	2	2	2	7	2	0	0	0	0	0	0	0	0	0	15
08:00	3	3	2	12	3	1	0	0	0	0	0	0	0	0	24
09:00	2	2	5	4	4	3	1	0	0	0	0	0	0	0	21
10:00	4	1	0	8	4	0	0	0	0	0	0	0	0	0	17
11:00	2	0	4	9	6	3	0	0	0	0	0	0	0	0	24
12 PM	2	0	5	8	8	2	1	0	0	0	0	0	0	0	26
13:00	3	2	3	3	4	3	1	0	0	0	0	0	0	0	19
14:00	0	3	4	6	12	1	0	1	0	0	0	0	0	0	27
15:00	4	0	5	19	5	3	0	0	0	0	0	0	0	0	36
16:00	8	1	4	14	9	4	0	0	0	0	0	0	0	0	40
17:00	0	1	6	7	5	4	0	0	0	0	0	0	0	0	23
18:00	3	2	6	11	8	4	0	0	0	0	0	0	0	0	34
19:00	3	3	1	7	6	2	0	0	0	0	0	0	0	0	22
20:00	2	0	3	10	5	0	0	0	0	0	0	0	0	0	20
21:00	1	2	4	1	5	1	0	0	0	0	0	0	0	0	14
22:00	3	2	3	2	3	0	0	0	0	0	0	0	0	0	13
23:00	2	0	0	3	1	0	0	0	0	0	0	0	0	0	6
Total	47	29	62	139	95	32	3	1	0	0	0	0	0	0	408
Grand Total	47	29	62	139	95	32	3	1	0	0	0	0	0	0	408

15th Percentile : 18 MPH
 50th Percentile : 28 MPH
 85th Percentile : 34 MPH
 95th Percentile : 38 MPH

Stats
 Mean Speed(Average) : 26 MPH
 10 MPH Pace Speed : 26-35 MPH
 Number in Pace : 234
 Percent in Pace : 57.4%
 Number of Vehicles > 25 MPH : 270
 Percent of Vehicles > 25 MPH : 66.2%

Stahl Sheaffer Engineering, LLC

3939 South Atherton Street, Suite B
 State College, PA 16801
 Tel. 814-689-1562
 www.sse-llc.com



Site Code: 745

McCormick Ave
 btw Garner St and University Dr

WB, EB

Start Time	15	20	25	30	35	40	45	50	55	60	65	70	75	999	Total
10/30/08	0	0	0	0	2	0	0	0	0	0	0	0	0	0	2
01:00	1	0	1	0	1	0	0	0	0	0	0	0	0	0	3
02:00	0	0	0	0	0	0	0	0	0	0	0	0	0	0	0
03:00	0	0	1	0	0	1	0	0	0	0	0	0	0	0	2
04:00	0	0	0	0	0	0	0	0	0	0	0	0	0	0	0
05:00	2	0	0	0	0	0	0	0	0	0	0	0	0	0	2
06:00	0	0	0	5	2	0	0	0	0	0	0	0	0	0	7
07:00	4	0	5	7	2	0	0	0	0	0	0	0	0	0	18
08:00	3	0	3	2	4	1	0	0	0	0	0	0	0	0	13
09:00	3	1	2	6	4	1	0	0	0	0	0	0	0	0	17
10:00	2	1	1	10	2	1	0	0	0	0	0	0	0	0	17
11:00	11	2	1	12	5	1	0	0	0	0	0	0	0	0	32
12 PM	7	1	2	6	3	2	0	0	0	0	0	0	0	0	21
13:00	11	5	1	2	3	1	0	0	0	0	0	0	0	0	23
14:00	11	1	4	7	9	3	0	0	0	0	0	0	0	0	35
15:00	3	0	1	8	4	2	1	0	0	0	0	0	0	0	19
16:00	13	1	5	9	6	0	0	0	0	0	0	0	0	0	34
17:00	13	0	3	12	5	2	0	0	0	0	0	0	0	0	35
18:00	4	2	4	5	6	1	0	0	0	0	0	0	0	0	22
19:00	5	1	2	3	6	0	0	0	0	0	0	0	0	0	17
20:00	11	0	2	4	2	1	0	0	0	0	0	0	0	0	20
21:00	5	1	1	1	1	0	0	0	0	0	0	0	0	0	9
22:00	3	0	2	3	1	0	0	0	0	0	0	0	0	0	9
23:00	1	0	1	1	1	0	0	0	0	0	0	0	0	0	4
Total	113	16	42	103	69	17	1	0	0	0	0	0	0	0	361
Grand Total	113	16	42	103	69	17	1	0	0	0	0	0	0	0	361

15th Percentile : 7 MPH
 50th Percentile : 26 MPH
 85th Percentile : 33 MPH
 95th Percentile : 35 MPH

Stats
 Mean Speed(Average) : 22 MPH
 10 MPH Pace Speed : 26-35 MPH
 Number in Pace : 172
 Percent in Pace : 47.6%
 Number of Vehicles > 25 MPH : 190
 Percent of Vehicles > 25 MPH : 52.6%

Stahl Sheaffer Engineering, LLC

3939 South Atherton Street, Suite B
 State College, PA 16801
 Tel. 814-689-1562
 www.sse-llc.com



Site Code: 746

Nittany Ave
 btw Atherton St and Burrows St

EB, WB

Start Time	15	20	25	30	35	40	45	50	55	60	65	70	75	999	Total
10/30/08	3	11	15	9	0	0	0	0	0	0	0	0	0	0	38
01:00	8	4	7	4	1	0	0	0	0	0	0	0	0	0	24
02:00	2	2	2	0	0	0	0	0	0	0	0	0	0	0	6
03:00	0	3	5	1	0	0	0	0	0	0	0	0	0	0	9
04:00	1	2	0	0	0	0	0	0	0	0	0	0	0	0	3
05:00	1	5	4	1	1	0	0	0	0	0	0	0	0	0	12
06:00	4	3	6	6	0	0	0	0	0	0	0	0	0	0	19
07:00	9	20	29	11	1	0	0	0	0	0	0	0	0	0	70
08:00	19	39	55	17	1	0	0	0	0	0	0	0	0	0	131
09:00	15	53	67	21	0	0	0	0	0	0	0	0	0	0	156
10:00	12	31	45	19	1	0	0	0	0	0	0	0	0	0	108
11:00	22	45	49	22	0	0	0	0	0	0	0	0	0	0	138
12 PM	22	46	74	20	1	0	0	0	0	0	0	0	0	0	163
13:00	22	39	56	23	3	0	0	0	0	0	0	0	0	0	143
14:00	34	44	61	19	1	0	0	0	0	0	0	0	0	0	159
15:00	41	63	73	27	1	0	0	0	0	0	0	0	0	0	205
16:00	47	70	82	14	0	0	0	0	0	0	0	0	0	0	213
17:00	49	62	83	24	2	0	0	0	0	0	0	0	0	0	220
18:00	39	71	97	15	1	0	0	0	0	0	0	0	0	0	223
19:00	70	52	61	9	1	0	0	0	0	0	0	0	0	0	193
20:00	31	37	40	13	0	0	0	0	0	0	0	0	0	0	121
21:00	26	31	32	10	1	0	0	0	0	0	0	0	0	0	100
22:00	7	17	36	10	1	0	0	0	0	0	0	0	0	0	71
23:00	9	16	21	5	1	0	0	0	0	0	0	0	0	0	52
Total	493	766	1000	300	18	0	0	0	0	0	0	0	0	0	2577
Grand Total	493	766	1000	300	18	0	0	0	0	0	0	0	0	0	2577

15th Percentile : 12 MPH
 50th Percentile : 21 MPH
 85th Percentile : 25 MPH
 95th Percentile : 29 MPH

Stats
 Mean Speed(Average) : 19 MPH
 10 MPH Pace Speed : 16-25 MPH
 Number in Pace : 1766
 Percent in Pace : 68.5%
 Number of Vehicles > 25 MPH : 318
 Percent of Vehicles > 25 MPH : 12.3%

Stahl Sheaffer Engineering, LLC

3939 South Atherton Street, Suite B
 State College, PA 16801
 Tel. 814-689-1562
 www.sse-llc.com



Site Code: 746

Nittany Ave
 btw Atherton St and Burrowes St

Start Time	27-Oct-08		Tue		Wed		Thu		Fri		Sat		Sun		Week Average	
	EB	WB	EB	WB	EB	WB	EB	WB	EB	WB	EB	WB	EB	WB	EB	WB
12:00 AM	*	*	*	*	*	*	13	25	*	*	*	*	*	*	13	25
01:00	*	*	*	*	*	*	14	10	*	*	*	*	*	*	14	10
02:00	*	*	*	*	*	*	2	4	*	*	*	*	*	*	2	4
03:00	*	*	*	*	*	*	5	4	*	*	*	*	*	*	5	4
04:00	*	*	*	*	*	*	1	2	*	*	*	*	*	*	1	2
05:00	*	*	*	*	*	*	9	3	*	*	*	*	*	*	9	3
06:00	*	*	*	*	*	*	13	6	*	*	*	*	*	*	13	6
07:00	*	*	*	*	*	*	54	16	*	*	*	*	*	*	54	16
08:00	*	*	*	*	*	*	94	37	*	*	*	*	*	*	94	37
09:00	*	*	*	*	*	*	96	60	*	*	*	*	*	*	96	60
10:00	*	*	*	*	*	*	65	43	*	*	*	*	*	*	65	43
11:00	*	*	*	*	*	*	75	63	*	*	*	*	*	*	75	63
12:00 PM	*	*	*	*	*	*	87	76	*	*	*	*	*	*	87	76
01:00	*	*	*	*	*	*	79	64	*	*	*	*	*	*	79	64
02:00	*	*	*	*	*	*	87	72	*	*	*	*	*	*	87	72
03:00	*	*	*	*	*	*	115	90	*	*	*	*	*	*	115	90
04:00	*	*	*	*	*	*	90	123	*	*	*	*	*	*	90	123
05:00	*	*	*	*	*	*	120	100	*	*	*	*	*	*	120	100
06:00	*	*	*	*	*	*	133	90	*	*	*	*	*	*	133	90
07:00	*	*	*	*	*	*	89	104	*	*	*	*	*	*	89	104
08:00	*	*	*	*	*	*	75	46	*	*	*	*	*	*	75	46
09:00	*	*	*	*	*	*	45	55	*	*	*	*	*	*	45	55
10:00	*	*	*	*	*	*	31	40	*	*	*	*	*	*	31	40
11:00	*	*	*	*	*	*	29	23	*	*	*	*	*	*	29	23
Lane Day	0	0	0	0	0	0	1421	1156	0	0	0	0	0	0	1421	1156
							2577								2577	
AM Peak Vol.							09:00	11:00							09:00	11:00
							96	63							96	63
PM Peak Vol.							18:00	16:00							18:00	16:00
							133	123							133	123

Comb. Total	0	0	0	2577	0	0	0	2577
ADT	ADT 2,577	AADT 2,577						

Stahl Sheaffer Engineering, LLC

3939 South Atherton Street, Suite B
 State College, PA 16801
 Tel. 814-689-1562
 www.sse-llc.com



Site Code: 747

Nittany Ave
 btw Burrowes St and Fraser St

WB, EB

Start Time	15	16	20	21	25	26	30	31	35	36	40	41	45	46	50	51	55	56	60	61	65	66	70	71	75	76	999	Total
10/30/08	9	16	16	16	4	0	0	0	0	0	0	0	0	0	0	0	0	0	0	0	0	0	0	0	0	0	0	45
01:00	3	8	11	2	0	0	0	0	0	0	0	0	0	0	0	0	0	0	0	0	0	0	0	0	0	0	0	24
02:00	2	2	1	0	0	0	0	0	0	0	0	0	0	0	0	0	0	0	0	0	0	0	0	0	0	0	0	5
03:00	1	5	3	3	0	0	0	0	0	0	0	0	0	0	0	0	0	0	0	0	0	0	0	0	0	0	0	12
04:00	1	0	0	1	0	0	0	0	0	0	0	0	0	0	0	0	0	0	0	0	0	0	0	0	0	0	0	2
05:00	6	2	3	2	1	0	0	0	0	0	0	0	0	0	0	0	0	0	0	0	0	0	0	0	0	0	0	14
06:00	1	5	11	0	1	0	0	0	0	0	0	0	0	0	0	0	0	0	0	0	0	0	0	0	0	0	0	18
07:00	11	31	22	2	0	0	0	0	0	0	0	0	0	0	0	0	0	0	0	0	0	0	0	0	0	0	0	66
08:00	28	61	27	4	0	0	0	0	0	0	0	0	0	0	0	0	0	0	0	0	0	0	0	0	0	0	0	120
09:00	14	65	38	2	0	0	0	0	0	0	0	0	0	0	0	0	0	0	0	0	0	0	0	0	0	0	0	119
10:00	9	49	45	3	0	0	0	0	0	0	0	0	0	0	0	0	0	0	0	0	0	0	0	0	0	0	0	106
11:00	30	54	41	4	0	0	0	0	0	0	0	0	0	0	0	0	0	0	0	0	0	0	0	0	0	0	0	129
12 PM	16	69	55	3	0	0	0	0	0	0	0	0	0	0	0	0	0	0	0	0	0	0	0	0	0	0	0	143
13:00	26	67	59	8	0	0	0	0	0	0	0	0	0	0	0	0	0	0	0	0	0	0	0	0	0	0	0	160
14:00	30	75	46	5	0	0	0	0	0	0	0	0	0	0	0	0	0	0	0	0	0	0	0	0	0	0	0	156
15:00	50	101	44	6	0	0	0	0	0	0	0	0	0	0	0	0	0	0	0	0	0	0	0	0	0	0	0	201
16:00	26	98	67	6	0	0	0	0	0	0	0	0	0	0	0	0	0	0	0	0	0	0	0	0	0	0	0	197
17:00	39	107	70	6	0	0	0	0	0	0	0	0	0	0	0	0	0	0	0	0	0	0	0	0	0	0	0	222
18:00	47	82	61	4	0	0	0	0	0	0	0	0	0	0	0	0	0	0	0	0	0	0	0	0	0	0	0	194
19:00	29	73	49	7	0	0	0	0	0	0	0	0	0	0	0	0	0	0	0	0	0	0	0	0	0	0	0	158
20:00	16	55	41	4	0	0	0	0	0	0	0	0	0	0	0	0	0	0	0	0	0	0	0	0	0	0	0	116
21:00	23	38	31	8	0	0	0	0	0	0	0	0	0	0	0	0	0	0	0	0	0	0	0	0	0	0	0	100
22:00	6	17	32	6	0	0	0	0	0	0	0	0	0	0	0	0	0	0	0	0	0	0	0	0	0	0	0	61
23:00	8	23	22	6	0	0	0	0	0	0	0	0	0	0	0	0	0	0	0	0	0	0	0	0	0	0	0	59
Total	431	1103	795	96	2	0	0	0	0	0	0	0	0	0	0	0	0	0	0	0	0	0	0	0	0	0	2427	
Grand Total	431	1103	795	96	2	0	0	0	0	0	0	0	0	0	0	0	0	0	0	0	0	0	0	0	0	0	2427	

15th Percentile : 13 MPH
 50th Percentile : 19 MPH
 85th Percentile : 24 MPH
 95th Percentile : 25 MPH

Stats
 Mean Speed(Average) : 18 MPH
 10 MPH Pace Speed : 16-25 MPH
 Number in Pace : 1898
 Percent in Pace : 78.2%
 Number of Vehicles > 25 MPH : 98
 Percent of Vehicles > 25 MPH : 4.0%

Stahl Sheaffer Engineering, LLC

3939 South Atherton Street, Suite B
 State College, PA 16801
 Tel. 814-689-1562
 www.sse-llc.com



Site Code: 747

Nittany Ave
 btw Burrowes St and Fraser St

Start Time	27-Oct-08		Tue		Wed		Thu		Fri		Sat		Sun		Week Average	
	WB	EB	WB	EB	WB	EB	WB	EB	WB	EB	WB	EB	WB	EB	WB	EB
12:00 AM	*	*	*	*	*	*	27	18	*	*	*	*	*	*	27	18
01:00	*	*	*	*	*	*	5	19	*	*	*	*	*	*	5	19
02:00	*	*	*	*	*	*	3	2	*	*	*	*	*	*	3	2
03:00	*	*	*	*	*	*	6	6	*	*	*	*	*	*	6	6
04:00	*	*	*	*	*	*	0	2	*	*	*	*	*	*	0	2
05:00	*	*	*	*	*	*	7	7	*	*	*	*	*	*	7	7
06:00	*	*	*	*	*	*	7	11	*	*	*	*	*	*	7	11
07:00	*	*	*	*	*	*	16	50	*	*	*	*	*	*	16	50
08:00	*	*	*	*	*	*	37	83	*	*	*	*	*	*	37	83
09:00	*	*	*	*	*	*	52	67	*	*	*	*	*	*	52	67
10:00	*	*	*	*	*	*	48	58	*	*	*	*	*	*	48	58
11:00	*	*	*	*	*	*	59	70	*	*	*	*	*	*	59	70
12:00 PM	*	*	*	*	*	*	63	80	*	*	*	*	*	*	63	80
01:00	*	*	*	*	*	*	77	83	*	*	*	*	*	*	77	83
02:00	*	*	*	*	*	*	70	86	*	*	*	*	*	*	70	86
03:00	*	*	*	*	*	*	93	108	*	*	*	*	*	*	93	108
04:00	*	*	*	*	*	*	96	101	*	*	*	*	*	*	96	101
05:00	*	*	*	*	*	*	91	131	*	*	*	*	*	*	91	131
06:00	*	*	*	*	*	*	72	122	*	*	*	*	*	*	72	122
07:00	*	*	*	*	*	*	80	78	*	*	*	*	*	*	80	78
08:00	*	*	*	*	*	*	49	67	*	*	*	*	*	*	49	67
09:00	*	*	*	*	*	*	47	53	*	*	*	*	*	*	47	53
10:00	*	*	*	*	*	*	30	31	*	*	*	*	*	*	30	31
11:00	*	*	*	*	*	*	21	38	*	*	*	*	*	*	21	38
Lane Day	0	0	0	0	0	0	1056	1371	0	0	0	0	0	0	1056	1371
	0		0		0		2427		0		0		0		2427	
AM Peak Vol.							11:00	08:00							11:00	08:00
							59	83							59	83
PM Peak Vol.							16:00	17:00							16:00	17:00
							96	131							96	131

Comb. Total	0	0	0	2427	0	0	0	2427
ADT	ADT 2,427	AADT 2,427						

Stahl Sheaffer Engineering, LLC

3939 South Atherton Street, Suite B
 State College, PA 16801
 Tel. 814-689-1562
 www.sse-llc.com



Site Code: 748

Nittany Ave
 btw Fraser St and S. Allen St

EB, WB

Start Time	15	20	25	30	35	40	45	50	55	60	65	70	75	999	Total
11/06/08	8	2	8	10	1	2	0	0	0	0	0	0	0	0	31
01:00	0	1	2	10	2	0	0	0	0	0	0	0	0	0	15
02:00	0	0	4	7	4	1	0	0	0	0	0	0	0	0	16
03:00	1	0	5	5	4	0	0	0	0	0	0	0	0	0	15
04:00	0	0	0	0	0	0	0	0	0	0	0	0	0	0	0
05:00	1	0	1	1	0	0	0	0	0	0	0	0	0	0	3
06:00	2	3	4	6	2	0	0	0	0	0	0	0	0	0	17
07:00	14	13	30	27	6	1	0	0	0	0	0	0	0	0	91
08:00	16	16	35	46	5	0	0	0	0	0	0	0	0	0	118
09:00	10	25	50	29	11	3	0	0	0	0	0	0	0	0	128
10:00	10	18	31	32	7	1	0	0	0	0	0	0	0	0	99
11:00	15	15	38	33	8	1	0	0	0	0	0	0	0	0	110
12 PM	15	28	40	43	9	1	0	0	0	0	0	0	0	0	136
13:00	15	16	42	43	4	1	0	0	0	0	0	0	0	0	121
14:00	16	29	46	30	8	0	0	0	0	0	0	0	0	0	129
15:00	27	56	52	57	7	0	1	0	0	0	0	0	0	0	200
16:00	32	33	49	50	6	0	1	0	0	0	0	0	0	0	171
17:00	40	43	84	49	7	0	0	0	0	0	0	0	0	0	223
18:00	11	14	49	52	12	0	0	0	0	0	0	0	0	0	138
19:00	3	12	37	42	12	2	0	0	0	0	0	0	0	0	108
20:00	5	7	41	43	14	0	0	0	0	0	0	0	0	0	110
21:00	9	3	32	36	14	5	0	0	0	0	0	0	0	0	99
22:00	4	7	20	25	6	1	0	0	0	0	0	0	0	0	63
23:00	2	6	12	10	5	1	0	0	0	0	0	0	0	0	36
Total	256	347	712	686	154	20	2	0	0	0	0	0	0	0	2177
Grand Total	256	347	712	686	154	20	2	0	0	0	0	0	0	0	2177

15th Percentile : 17 MPH
 50th Percentile : 24 MPH
 85th Percentile : 29 MPH
 95th Percentile : 33 MPH

Stats
 Mean Speed(Average) : 23 MPH
 10 MPH Pace Speed : 21-30 MPH
 Number in Pace : 1398
 Percent in Pace : 64.2%
 Number of Vehicles > 25 MPH : 862
 Percent of Vehicles > 25 MPH : 39.6%

Stahl Sheaffer Engineering, LLC

3939 South Atherton Street, Suite B
 State College, PA 16801
 Tel. 814-689-1562
 www.sse-llc.com



Site Code: 748

Nittany Ave
 btw Fraser St and S. Allen St

Start Time	03-Nov-08		Tue		Wed		Thu		Fri		Sat		Sun		Week Average	
	EB	WB	EB	WB	EB	WB	EB	WB	EB	WB	EB	WB	EB	WB	EB	WB
12:00 AM	*	*	*	*	*	*	16	15	*	*	*	*	*	*	16	15
01:00	*	*	*	*	*	*	8	7	*	*	*	*	*	*	8	7
02:00	*	*	*	*	*	*	5	11	*	*	*	*	*	*	5	11
03:00	*	*	*	*	*	*	8	7	*	*	*	*	*	*	8	7
04:00	*	*	*	*	*	*	0	0	*	*	*	*	*	*	0	0
05:00	*	*	*	*	*	*	2	1	*	*	*	*	*	*	2	1
06:00	*	*	*	*	*	*	7	10	*	*	*	*	*	*	7	10
07:00	*	*	*	*	*	*	51	40	*	*	*	*	*	*	51	40
08:00	*	*	*	*	*	*	73	45	*	*	*	*	*	*	73	45
09:00	*	*	*	*	*	*	47	81	*	*	*	*	*	*	47	81
10:00	*	*	*	*	*	*	46	53	*	*	*	*	*	*	46	53
11:00	*	*	*	*	*	*	37	73	*	*	*	*	*	*	37	73
12:00 PM	*	*	*	*	*	*	64	72	*	*	*	*	*	*	64	72
01:00	*	*	*	*	*	*	44	77	*	*	*	*	*	*	44	77
02:00	*	*	*	*	*	*	64	65	*	*	*	*	*	*	64	65
03:00	*	*	*	*	*	*	86	114	*	*	*	*	*	*	86	114
04:00	*	*	*	*	*	*	54	117	*	*	*	*	*	*	54	117
05:00	*	*	*	*	*	*	110	113	*	*	*	*	*	*	110	113
06:00	*	*	*	*	*	*	65	73	*	*	*	*	*	*	65	73
07:00	*	*	*	*	*	*	55	53	*	*	*	*	*	*	55	53
08:00	*	*	*	*	*	*	50	60	*	*	*	*	*	*	50	60
09:00	*	*	*	*	*	*	57	42	*	*	*	*	*	*	57	42
10:00	*	*	*	*	*	*	36	27	*	*	*	*	*	*	36	27
11:00	*	*	*	*	*	*	20	16	*	*	*	*	*	*	20	16
Lane Day	0	0	0	0	0	0	1005	1172	0	0	0	0	0	0	1005	1172
AM Peak Vol.							73	81							73	81
PM Peak Vol.							110	117							110	117

Comb. Total	0	0	0	2177	0	0	0	2177
ADT	ADT 2,177	AADT 2,177						

Stahl Sheaffer Engineering, LLC

3939 South Atherton Street, Suite B
 State College, PA 16801
 Tel. 814-689-1562
 www.sse-llc.com



Site Code: 749

Nittany Ave
 btw S. Allen St and Pugh St

EB, WB

Start Time	15	20	25	30	35	40	45	50	55	60	65	70	75	999	Total
11/06/08	3	6	8	6	1	0	0	0	0	0	0	0	0	0	24
01:00	1	0	7	4	0	0	0	0	0	0	0	0	0	0	12
02:00	1	0	4	4	0	0	0	0	0	0	0	0	0	0	9
03:00	0	2	2	1	1	0	0	0	0	0	0	0	0	0	6
04:00	5	1	0	0	0	0	0	0	0	0	0	0	0	0	6
05:00	1	1	1	1	0	0	0	0	0	0	0	0	0	0	4
06:00	1	6	8	0	0	0	0	0	0	0	0	0	0	0	15
07:00	8	13	22	3	0	0	0	0	0	0	0	0	0	0	46
08:00	9	28	26	8	1	0	0	0	0	0	0	0	0	0	72
09:00	11	21	24	4	0	0	0	0	0	0	0	0	0	0	60
10:00	8	22	26	6	0	0	0	0	0	0	0	0	0	0	62
11:00	12	23	26	10	3	0	0	0	0	0	0	0	0	0	74
12 PM	11	22	26	18	0	0	0	0	0	0	0	0	0	0	77
13:00	18	23	32	10	1	0	0	0	0	0	0	0	0	0	84
14:00	11	23	28	17	0	0	0	0	0	0	0	0	0	0	79
15:00	25	25	39	5	3	0	0	0	0	0	0	0	0	0	97
16:00	11	30	29	12	0	0	0	0	0	0	0	0	0	0	82
17:00	27	38	51	9	1	0	0	0	0	0	0	0	0	0	126
18:00	14	20	36	14	1	0	0	0	0	0	0	0	0	0	85
19:00	11	22	36	13	0	0	0	0	0	0	0	0	0	0	82
20:00	11	13	33	12	2	0	0	0	0	0	0	0	0	0	71
21:00	13	21	22	8	2	0	0	0	0	0	0	0	0	0	66
22:00	6	12	16	7	0	0	0	0	0	0	0	0	0	0	41
23:00	5	5	9	3	0	0	0	0	0	0	0	0	0	0	22
Total	223	377	511	175	16	0	0	0	0	0	0	0	0	0	1302
Grand Total	223	377	511	175	16	0	0	0	0	0	0	0	0	0	1302

15th Percentile : 14 MPH
 50th Percentile : 21 MPH
 85th Percentile : 25 MPH
 95th Percentile : 29 MPH

Stats
 Mean Speed(Average) : 20 MPH
 10 MPH Pace Speed : 16-25 MPH
 Number in Pace : 888
 Percent in Pace : 68.2%
 Number of Vehicles > 25 MPH : 191
 Percent of Vehicles > 25 MPH : 14.7%

Stahl Sheaffer Engineering, LLC

3939 South Atherton Street, Suite B
 State College, PA 16801
 Tel. 814-689-1562
 www.sse-llc.com



Site Code: 749

Nittany Ave
 btw S. Allen St and Pugh St

Start Time	03-Nov-08		Tue		Wed		Thu		Fri		Sat		Sun		Week Average	
	EB	WB	EB	WB	EB	WB	EB	WB	EB	WB	EB	WB	EB	WB	EB	WB
12:00 AM	*	*	*	*	*	*	12	12	*	*	*	*	*	*	12	12
01:00	*	*	*	*	*	*	7	5	*	*	*	*	*	*	7	5
02:00	*	*	*	*	*	*	5	4	*	*	*	*	*	*	5	4
03:00	*	*	*	*	*	*	2	4	*	*	*	*	*	*	2	4
04:00	*	*	*	*	*	*	6	0	*	*	*	*	*	*	6	0
05:00	*	*	*	*	*	*	3	1	*	*	*	*	*	*	3	1
06:00	*	*	*	*	*	*	12	3	*	*	*	*	*	*	12	3
07:00	*	*	*	*	*	*	36	10	*	*	*	*	*	*	36	10
08:00	*	*	*	*	*	*	59	13	*	*	*	*	*	*	59	13
09:00	*	*	*	*	*	*	35	25	*	*	*	*	*	*	35	25
10:00	*	*	*	*	*	*	43	19	*	*	*	*	*	*	43	19
11:00	*	*	*	*	*	*	46	28	*	*	*	*	*	*	46	28
12:00 PM	*	*	*	*	*	*	54	23	*	*	*	*	*	*	54	23
01:00	*	*	*	*	*	*	48	36	*	*	*	*	*	*	48	36
02:00	*	*	*	*	*	*	48	31	*	*	*	*	*	*	48	31
03:00	*	*	*	*	*	*	57	40	*	*	*	*	*	*	57	40
04:00	*	*	*	*	*	*	49	33	*	*	*	*	*	*	49	33
05:00	*	*	*	*	*	*	82	44	*	*	*	*	*	*	82	44
06:00	*	*	*	*	*	*	59	26	*	*	*	*	*	*	59	26
07:00	*	*	*	*	*	*	48	34	*	*	*	*	*	*	48	34
08:00	*	*	*	*	*	*	43	28	*	*	*	*	*	*	43	28
09:00	*	*	*	*	*	*	40	26	*	*	*	*	*	*	40	26
10:00	*	*	*	*	*	*	29	12	*	*	*	*	*	*	29	12
11:00	*	*	*	*	*	*	17	5	*	*	*	*	*	*	17	5
Lane Day	0	0	0	0	0	0	840	462	0	0	0	0	0	0	840	462
	0		0		0		1302		0		0		0		1302	
AM Peak Vol.							08:00	11:00							08:00	11:00
							59	28							59	28
PM Peak Vol.							17:00	17:00							17:00	17:00
							82	44							82	44

Comb. Total	0	0	0	1302	0	0	0	1302
ADT	ADT 1,302		AADT 1,302					

Stahl Sheaffer Engineering, LLC

3939 South Atherton Street, Suite B
 State College, PA 16801
 Tel. 814-689-1562
 www.sse-llc.com



Site Code: 750

Nittany Ave
 btw Pugh St and Locust Lane

WB, EB

Start Time	15	20	25	30	35	40	45	50	55	60	65	70	75	999	Total
11/06/08	5	4	4	2	2	0	0	0	0	0	0	0	0	0	17
01:00	0	1	3	2	0	0	0	0	0	0	0	0	0	0	6
02:00	0	0	2	2	1	0	0	0	0	0	0	0	0	0	5
03:00	0	2	1	1	0	0	0	0	0	0	0	0	0	0	4
04:00	0	0	0	1	0	0	0	0	0	0	0	0	0	0	1
05:00	2	0	0	0	1	0	0	0	0	0	0	0	0	0	3
06:00	0	1	1	2	0	0	0	0	0	0	0	0	0	0	4
07:00	2	2	5	1	1	0	0	0	0	0	0	0	0	0	11
08:00	4	3	11	9	3	0	0	0	0	0	0	0	0	0	30
09:00	6	6	5	4	3	0	0	0	0	0	0	0	0	0	24
10:00	4	6	13	8	3	0	0	0	0	0	0	0	0	0	34
11:00	10	12	11	6	4	1	0	0	0	0	0	0	0	0	44
12 PM	8	13	18	4	4	0	0	0	0	0	0	0	0	0	47
13:00	13	8	18	6	0	0	0	0	0	0	0	0	0	0	45
14:00	8	5	17	9	4	0	0	0	0	0	0	0	0	0	43
15:00	14	13	9	9	4	0	0	0	0	0	0	0	0	0	49
16:00	6	13	15	8	2	0	0	0	0	0	0	0	0	0	44
17:00	10	17	14	15	5	0	0	0	0	0	0	0	0	0	61
18:00	17	15	18	7	6	1	0	0	0	0	0	0	0	0	64
19:00	6	3	15	15	6	0	0	0	0	0	0	0	0	0	45
20:00	4	6	14	8	1	1	0	0	0	0	0	0	0	0	34
21:00	8	7	14	7	3	1	1	0	0	0	0	0	0	0	41
22:00	0	4	8	6	2	0	0	0	0	0	0	0	0	0	20
23:00	2	6	4	2	0	1	0	0	0	0	0	0	0	0	15
Total	129	147	220	134	55	5	1	0	0	0	0	0	0	0	691
Grand Total	129	147	220	134	55	5	1	0	0	0	0	0	0	0	691

15th Percentile : 13 MPH
 50th Percentile : 22 MPH
 85th Percentile : 29 MPH
 95th Percentile : 33 MPH

Stats
 Mean Speed(Average) : 21 MPH
 10 MPH Pace Speed : 16-25 MPH
 Number in Pace : 367
 Percent in Pace : 53.1%
 Number of Vehicles > 25 MPH : 195
 Percent of Vehicles > 25 MPH : 28.2%

Stahl Sheaffer Engineering, LLC

3939 South Atherton Street, Suite B
 State College, PA 16801
 Tel. 814-689-1562
 www.sse-llc.com



Site Code: 750

Nittany Ave
 btw Pugh St and Locust Lane

Start Time	03-Nov-08		Tue		Wed		Thu		Fri		Sat		Sun		Week Average	
	WB	EB	WB	EB	WB	EB	WB	EB	WB	EB	WB	EB	WB	EB	WB	EB
12:00 AM	*	*	*	*	*	*	6	11	*	*	*	*	*	*	6	11
01:00	*	*	*	*	*	*	2	4	*	*	*	*	*	*	2	4
02:00	*	*	*	*	*	*	1	4	*	*	*	*	*	*	1	4
03:00	*	*	*	*	*	*	2	2	*	*	*	*	*	*	2	2
04:00	*	*	*	*	*	*	0	1	*	*	*	*	*	*	0	1
05:00	*	*	*	*	*	*	1	2	*	*	*	*	*	*	1	2
06:00	*	*	*	*	*	*	1	3	*	*	*	*	*	*	1	3
07:00	*	*	*	*	*	*	2	9	*	*	*	*	*	*	2	9
08:00	*	*	*	*	*	*	7	23	*	*	*	*	*	*	7	23
09:00	*	*	*	*	*	*	3	21	*	*	*	*	*	*	3	21
10:00	*	*	*	*	*	*	8	26	*	*	*	*	*	*	8	26
11:00	*	*	*	*	*	*	12	32	*	*	*	*	*	12	32	
12:00 PM	*	*	*	*	*	*	11	36	*	*	*	*	*	*	11	36
01:00	*	*	*	*	*	*	12	33	*	*	*	*	*	*	12	33
02:00	*	*	*	*	*	*	12	31	*	*	*	*	*	*	12	31
03:00	*	*	*	*	*	*	15	34	*	*	*	*	*	15	34	
04:00	*	*	*	*	*	*	9	35	*	*	*	*	*	*	9	35
05:00	*	*	*	*	*	*	9	52	*	*	*	*	*	9	52	
06:00	*	*	*	*	*	*	14	50	*	*	*	*	*	*	14	50
07:00	*	*	*	*	*	*	5	40	*	*	*	*	*	*	5	40
08:00	*	*	*	*	*	*	7	27	*	*	*	*	*	*	7	27
09:00	*	*	*	*	*	*	11	30	*	*	*	*	*	*	11	30
10:00	*	*	*	*	*	*	4	16	*	*	*	*	*	*	4	16
11:00	*	*	*	*	*	*	2	13	*	*	*	*	*	*	2	13
Lane Day	0	0	0	0	0	0	156	535	0	0	0	0	0	0	156	535
AM Peak Vol.							11:00	11:00							11:00	11:00
PM Peak Vol.							15:00	17:00							15:00	17:00
Comb. Total	0		0		0		691		0		0		0		691	
ADT	ADT 691		AADT 691													

Comb. Total

0

0

0

691

0

0

0

691

ADT

ADT 691

AADT 691

Stahl Sheaffer Engineering, LLC

3939 South Atherton Street, Suite B
 State College, PA 16801
 Tel. 814-689-1562
 www.sse-llc.com



Site Code: 751

Old Boalsburg Rd
 btw S. Allen St and Easterly Parkway

SB, NB

Start Time	15	20	25	30	35	40	45	50	55	60	65	70	75	999	Total
09/18/08	0	2	0	2	1	0	0	0	0	0	0	0	0	0	5
01:00	2	1	1	0	0	0	0	0	0	0	0	0	0	0	4
02:00	0	2	0	3	0	0	0	0	0	0	0	0	0	0	5
03:00	3	0	1	1	0	0	0	0	0	0	0	0	0	0	5
04:00	0	1	0	0	0	0	0	0	0	0	0	0	0	0	1
05:00	1	0	0	1	0	0	0	0	0	0	0	0	0	0	2
06:00	1	1	3	0	0	0	0	0	0	0	0	0	0	0	5
07:00	1	1	5	1	0	0	0	0	0	0	0	0	0	0	8
08:00	2	5	6	4	1	0	0	0	0	0	0	0	0	0	18
09:00	1	2	4	1	1	1	0	0	0	0	0	0	0	0	10
10:00	4	2	7	5	0	0	0	0	0	0	0	0	0	0	18
11:00	2	1	5	5	1	0	0	0	0	0	0	0	0	0	14
12 PM	2	2	5	4	0	0	0	0	0	0	0	0	0	0	13
13:00	1	1	7	2	3	0	0	0	0	0	0	0	0	0	14
14:00	1	4	6	6	1	0	0	0	0	0	0	0	0	0	18
15:00	3	1	5	3	5	0	0	0	0	0	0	0	0	0	17
16:00	0	2	4	4	2	1	0	0	0	0	0	0	0	0	13
17:00	2	1	9	7	3	0	0	0	0	0	0	0	0	0	22
18:00	3	1	5	8	3	0	0	1	0	0	0	0	0	0	21
19:00	2	3	11	5	3	0	0	0	0	0	0	0	0	0	24
20:00	7	2	10	6	3	1	0	0	0	0	0	0	0	0	29
21:00	9	7	6	3	1	0	0	0	0	0	0	0	0	0	26
22:00	5	2	5	3	0	2	0	0	0	0	0	0	0	0	17
23:00	3	4	1	1	0	0	0	0	0	0	0	0	0	0	9
Total	55	48	106	75	28	5	0	1	0	0	0	0	0	0	318
Grand Total	55	48	106	75	28	5	0	1	0	0	0	0	0	0	318

15th Percentile : 13 MPH
 50th Percentile : 23 MPH
 85th Percentile : 30 MPH
 95th Percentile : 33 MPH

Stats
 Mean Speed(Average) : 22 MPH
 10 MPH Pace Speed : 21-30 MPH
 Number in Pace : 181
 Percent in Pace : 56.9%
 Number of Vehicles > 25 MPH : 109
 Percent of Vehicles > 25 MPH : 34.3%

Stahl Sheaffer Engineering, LLC

3939 South Atherton Street, Suite B
 State College, PA 16801
 Tel. 814-689-1562
 www.sse-llc.com



Site Code: 752

Prospect Ave
 btw Atherton St and Burrowes St

EB, WB

Start Time	15	20	25	30	35	40	45	50	55	60	65	70	75	999	Total
11/06/08	0	0	0	2	1	0	0	0	0	0	0	0	0	0	3
01:00	0	0	0	3	0	0	0	0	0	0	0	0	0	0	3
02:00	0	0	1	1	0	0	0	0	0	0	0	0	0	0	2
03:00	0	1	1	1	0	0	0	0	0	0	0	0	0	0	3
04:00	0	0	1	0	0	0	0	0	0	0	0	0	0	0	1
05:00	0	0	0	1	0	0	0	0	0	0	0	0	0	0	1
06:00	1	0	0	2	2	0	0	0	0	0	0	0	0	0	5
07:00	0	0	6	8	4	1	0	0	0	0	0	0	0	0	19
08:00	0	0	5	8	5	0	0	0	0	0	0	0	0	0	18
09:00	0	0	9	10	2	0	1	0	0	0	0	0	0	0	22
10:00	0	1	8	11	3	1	0	0	0	0	0	0	0	0	24
11:00	0	0	4	20	7	0	0	0	0	0	0	0	0	0	31
12 PM	0	2	12	6	6	0	0	0	0	0	0	0	0	0	26
13:00	1	10	13	6	1	0	0	0	0	0	0	0	0	0	31
14:00	1	3	10	9	6	1	0	0	0	0	0	0	0	0	30
15:00	2	1	13	20	3	3	1	0	0	0	0	0	0	0	43
16:00	2	7	9	10	4	0	1	0	0	0	0	0	0	0	33
17:00	1	1	11	14	6	2	0	0	0	0	0	0	0	0	35
18:00	0	3	5	18	4	0	0	0	0	0	0	0	0	0	30
19:00	0	1	9	11	5	0	0	1	0	0	0	0	0	0	27
20:00	2	1	7	15	4	0	0	0	0	0	0	0	0	0	29
21:00	1	0	6	10	8	1	0	0	0	0	0	0	0	0	26
22:00	0	2	4	12	8	2	0	0	0	0	0	0	0	0	28
23:00	0	0	4	3	4	0	0	0	0	0	0	0	0	0	11
Total	11	33	138	201	83	11	3	1	0	0	0	0	0	0	481
Grand Total	11	33	138	201	83	11	3	1	0	0	0	0	0	0	481

15th Percentile : 22 MPH
 50th Percentile : 27 MPH
 85th Percentile : 32 MPH
 95th Percentile : 35 MPH

Stats
 Mean Speed(Average) : 27 MPH
 10 MPH Pace Speed : 21-30 MPH
 Number in Pace : 339
 Percent in Pace : 70.5%
 Number of Vehicles > 25 MPH : 299
 Percent of Vehicles > 25 MPH : 62.2%

Stahl Sheaffer Engineering, LLC

3939 South Atherton Street, Suite B
 State College, PA 16801
 Tel. 814-689-1562
 www.sse-llc.com



Site Code: 752

Prospect Ave
 btw Atherton St and Burrowes St

Start Time	03-Nov-08		Tue		Wed		Thu		Fri		Sat		Sun		Week Average	
	EB	WB	EB	WB	EB	WB	EB	WB	EB	WB	EB	WB	EB	WB	EB	WB
12:00 AM	*	*	*	*	*	*	1	2	*	*	*	*	*	*	1	2
01:00	*	*	*	*	*	*	2	1	*	*	*	*	*	*	2	1
02:00	*	*	*	*	*	*	0	2	*	*	*	*	*	*	0	2
03:00	*	*	*	*	*	*	1	2	*	*	*	*	*	*	1	2
04:00	*	*	*	*	*	*	0	1	*	*	*	*	*	*	0	1
05:00	*	*	*	*	*	*	0	1	*	*	*	*	*	*	0	1
06:00	*	*	*	*	*	*	1	4	*	*	*	*	*	*	1	4
07:00	*	*	*	*	*	*	8	11	*	*	*	*	*	*	8	11
08:00	*	*	*	*	*	*	11	7	*	*	*	*	*	*	11	7
09:00	*	*	*	*	*	*	11	11	*	*	*	*	*	*	11	11
10:00	*	*	*	*	*	*	13	11	*	*	*	*	*	*	13	11
11:00	*	*	*	*	*	*	17	14	*	*	*	*	*	*	17	14
12:00 PM	*	*	*	*	*	*	8	18	*	*	*	*	*	*	8	18
01:00	*	*	*	*	*	*	9	22	*	*	*	*	*	*	9	22
02:00	*	*	*	*	*	*	14	16	*	*	*	*	*	*	14	16
03:00	*	*	*	*	*	*	17	26	*	*	*	*	*	*	17	26
04:00	*	*	*	*	*	*	16	17	*	*	*	*	*	*	16	17
05:00	*	*	*	*	*	*	16	19	*	*	*	*	*	*	16	19
06:00	*	*	*	*	*	*	10	20	*	*	*	*	*	*	10	20
07:00	*	*	*	*	*	*	12	15	*	*	*	*	*	*	12	15
08:00	*	*	*	*	*	*	12	17	*	*	*	*	*	*	12	17
09:00	*	*	*	*	*	*	13	13	*	*	*	*	*	*	13	13
10:00	*	*	*	*	*	*	10	18	*	*	*	*	*	*	10	18
11:00	*	*	*	*	*	*	7	4	*	*	*	*	*	*	7	4
Lane Day	0	0	0	0	0	0	209	272	0	0	0	0	0	0	209	272
AM Peak Vol.							11:00	11:00							11:00	11:00
PM Peak Vol.							15:00	15:00							15:00	15:00
Comb. Total	0	0	0	0	0	0	481	481	0	0	0	0	0	0	481	481
ADT	ADT 481		AADT 481													

Comb. Total

0

0

0

481

0

0

0

481

ADT

ADT 481

AADT 481

Stahl Sheaffer Engineering, LLC

3939 South Atherton Street, Suite B
 State College, PA 16801
 Tel. 814-689-1562
 www.sse-llc.com



Site Code: 753

Prospect Ave
 btw Burrows St and Fraser St

EB, WB

Start Time	15	20	25	30	35	40	45	50	55	60	65	70	75	999	Total
11/11/08	1	0	1	7	1	1	0	0	0	0	0	0	0	0	11
01:00	1	0	1	2	1	0	0	0	0	0	0	0	0	0	5
02:00	0	0	0	1	0	0	0	0	0	0	0	0	0	0	1
03:00	0	0	1	1	0	0	0	0	0	0	0	0	0	0	2
04:00	0	0	0	0	0	0	0	0	0	0	0	0	0	0	0
05:00	2	0	0	1	0	0	0	0	0	0	0	0	0	0	3
06:00	1	1	1	4	1	0	0	0	0	0	0	0	0	0	8
07:00	1	2	10	7	5	0	0	0	0	0	0	0	0	0	25
08:00	1	1	4	9	2	1	0	0	0	0	0	0	0	0	18
09:00	5	1	6	7	2	0	0	0	0	0	0	0	0	0	21
10:00	2	2	9	11	2	0	0	0	0	0	0	0	0	0	26
11:00	0	1	4	6	6	1	0	0	0	0	0	0	0	0	18
12 PM	2	2	9	14	5	1	0	0	0	0	0	0	0	0	33
13:00	4	1	14	18	4	0	0	0	0	0	0	0	0	0	41
14:00	1	1	14	10	8	0	0	0	0	0	0	0	0	0	34
15:00	3	1	15	10	2	0	0	0	0	0	0	0	0	0	31
16:00	4	3	16	19	7	0	0	0	0	0	0	0	0	0	49
17:00	6	1	19	25	11	1	0	0	0	0	0	0	0	0	63
18:00	2	1	7	15	16	0	0	0	0	0	0	0	0	0	41
19:00	1	1	7	19	8	1	0	0	0	0	0	0	0	0	37
20:00	2	0	8	18	8	1	0	0	0	0	0	0	0	0	37
21:00	1	2	2	14	7	2	1	0	0	0	0	0	0	0	29
22:00	1	1	5	6	0	0	0	0	0	0	0	0	0	0	13
23:00	0	1	9	4	3	0	1	0	0	0	0	0	0	0	18
Total	41	23	162	228	99	9	2	0	0	0	0	0	0	0	564
Grand Total	41	23	162	228	99	9	2	0	0	0	0	0	0	0	564

15th Percentile : 21 MPH
 50th Percentile : 27 MPH
 85th Percentile : 32 MPH
 95th Percentile : 35 MPH

Stats
 Mean Speed(Average) : 26 MPH
 10 MPH Pace Speed : 21-30 MPH
 Number in Pace : 390
 Percent in Pace : 69.1%
 Number of Vehicles > 25 MPH : 338
 Percent of Vehicles > 25 MPH : 59.9%

Stahl Sheaffer Engineering, LLC

3939 South Atherton Street, Suite B
 State College, PA 16801
 Tel. 814-689-1562
 www.sse-llc.com



Site Code: 753

Prospect Ave
 btw Burrowes St and Fraser St

Start Time	10-Nov-08		Tue		Wed		Thu		Fri		Sat		Sun		Week Average	
	EB	WB	EB	WB	EB	WB	EB	WB	EB	WB	EB	WB	EB	WB	EB	WB
12:00 AM	*	*	4	7	*	*	*	*	*	*	*	*	*	*	4	7
01:00	*	*	3	2	*	*	*	*	*	*	*	*	*	*	3	2
02:00	*	*	0	1	*	*	*	*	*	*	*	*	*	*	0	1
03:00	*	*	1	1	*	*	*	*	*	*	*	*	*	*	1	1
04:00	*	*	0	0	*	*	*	*	*	*	*	*	*	*	0	0
05:00	*	*	2	1	*	*	*	*	*	*	*	*	*	*	2	1
06:00	*	*	5	3	*	*	*	*	*	*	*	*	*	*	5	3
07:00	*	*	9	16	*	*	*	*	*	*	*	*	*	*	9	16
08:00	*	*	8	10	*	*	*	*	*	*	*	*	*	*	8	10
09:00	*	*	9	12	*	*	*	*	*	*	*	*	*	*	9	12
10:00	*	*	11	15	*	*	*	*	*	*	*	*	*	*	11	15
11:00	*	*	12	6	*	*	*	*	*	*	*	*	*	*	12	6
12:00 PM	*	*	20	13	*	*	*	*	*	*	*	*	*	*	20	13
01:00	*	*	20	21	*	*	*	*	*	*	*	*	*	*	20	21
02:00	*	*	11	23	*	*	*	*	*	*	*	*	*	*	11	23
03:00	*	*	20	11	*	*	*	*	*	*	*	*	*	*	20	11
04:00	*	*	24	25	*	*	*	*	*	*	*	*	*	*	24	25
05:00	*	*	31	32	*	*	*	*	*	*	*	*	*	*	31	32
06:00	*	*	15	26	*	*	*	*	*	*	*	*	*	*	15	26
07:00	*	*	16	21	*	*	*	*	*	*	*	*	*	*	16	21
08:00	*	*	22	15	*	*	*	*	*	*	*	*	*	*	22	15
09:00	*	*	15	14	*	*	*	*	*	*	*	*	*	*	15	14
10:00	*	*	8	5	*	*	*	*	*	*	*	*	*	*	8	5
11:00	*	*	5	13	*	*	*	*	*	*	*	*	*	*	5	13
Lane Day	0	0	271	293	0	0	0	0	0	0	0	0	0	0	271	293
Day	0	0	564		0	0	0	0	0	0	0	0	0	0	564	
AM Peak Vol.			11:00	07:00											11:00	07:00
PM Peak Vol.			12	16											12	16
PM Peak Vol.			17:00	17:00											17:00	17:00
Vol.			31	32											31	32

Comb. Total	0	564	0	0	0	0	0	564
ADT	ADT 564	AADT 564						

Stahl Sheaffer Engineering, LLC

3939 South Atherton Street, Suite B
 State College, PA 16801
 Tel. 814-689-1562
 www.sse-llc.com



Site Code: 754

Prospect Ave
 btw Fraser St and S. Allen St

WB, EB

Start Time	15	16	20	21	25	26	30	31	35	36	40	41	45	46	50	51	55	56	60	61	65	66	70	71	75	76	999	Total
11/11/08	2	0	4	6	1	1	0	0	0	0	0	0	0	0	0	0	0	0	0	0	0	0	0	0	0	0	0	14
01:00	0	1	0	3	1	0	0	0	0	0	0	0	0	0	0	0	0	0	0	0	0	0	0	0	0	0	0	5
02:00	0	0	1	0	0	0	0	0	0	0	0	0	0	0	0	0	0	0	0	0	0	0	0	0	0	0	0	1
03:00	2	0	0	1	0	0	0	0	0	0	0	0	0	0	0	0	0	0	0	0	0	0	0	0	0	0	0	3
04:00	0	0	0	1	0	0	0	0	0	0	0	0	0	0	0	0	0	0	0	0	0	0	0	0	0	0	0	1
05:00	1	0	1	0	0	0	0	0	0	0	0	0	0	0	0	0	0	0	0	0	0	0	0	0	0	0	0	2
06:00	0	0	2	3	1	0	0	0	0	0	0	0	0	0	0	0	0	0	0	0	0	0	0	0	0	0	0	6
07:00	1	0	6	11	5	0	0	0	0	0	0	0	0	0	0	0	0	0	0	0	0	0	0	0	0	0	0	23
08:00	0	3	12	5	6	1	0	0	0	0	0	0	0	0	0	0	0	0	0	0	0	0	0	0	0	0	0	27
09:00	2	2	6	14	4	1	0	0	0	0	0	0	0	0	0	0	0	0	0	0	0	0	0	0	0	0	0	29
10:00	2	5	6	14	1	1	0	0	0	0	0	0	0	0	0	0	0	0	0	0	0	0	0	0	0	0	0	29
11:00	3	1	11	10	2	1	0	0	0	0	0	0	0	0	0	0	0	0	0	0	0	0	0	0	0	0	0	28
12 PM	4	6	16	20	2	0	0	0	0	0	0	0	0	0	0	0	0	0	0	0	0	0	0	0	0	0	0	48
13:00	6	8	10	11	4	0	0	0	0	0	0	0	0	0	0	0	0	0	0	0	0	0	0	0	0	0	0	39
14:00	3	4	19	12	2	3	0	0	0	0	0	0	0	0	0	0	0	0	0	0	0	0	0	0	0	0	0	43
15:00	3	2	11	12	3	1	0	0	0	0	0	0	0	0	0	0	0	0	0	0	0	0	0	0	0	0	0	32
16:00	2	5	25	22	4	0	0	0	0	0	0	0	0	0	0	0	0	0	0	0	0	0	0	0	0	0	0	58
17:00	6	7	22	26	5	2	0	0	0	0	0	0	0	0	0	0	0	0	0	0	0	0	0	0	0	0	0	68
18:00	7	6	10	25	8	0	0	0	0	0	0	0	0	0	0	0	0	0	0	0	0	0	0	0	0	0	0	56
19:00	3	7	9	16	4	1	0	0	0	0	0	0	0	0	0	0	0	0	0	0	0	0	0	0	0	0	0	40
20:00	7	1	20	18	3	0	0	0	0	0	0	0	0	0	0	0	0	0	0	0	0	0	0	0	0	0	0	49
21:00	1	2	10	10	2	1	0	0	0	0	0	0	0	0	0	0	0	0	0	0	0	0	0	0	0	0	0	26
22:00	1	4	3	5	0	0	0	0	0	0	0	0	0	0	0	0	0	0	0	0	0	0	0	0	0	0	0	13
23:00	3	2	5	3	4	0	1	0	0	0	0	0	0	0	0	0	0	0	0	0	0	0	0	0	0	0	0	18
Total	59	66	209	248	62	13	1	0	0	0	0	0	0	0	0	0	0	0	0	0	0	0	0	0	0	0	0	658
Grand Total	59	66	209	248	62	13	1	0	0	0	0	0	0	0	0	0	0	0	0	0	0	0	0	0	0	0	0	658

15th Percentile : 19 MPH
 50th Percentile : 25 MPH
 85th Percentile : 30 MPH
 95th Percentile : 34 MPH

Stats
 Mean Speed(Average) : 24 MPH
 10 MPH Pace Speed : 21-30 MPH
 Number in Pace : 457
 Percent in Pace : 69.5%
 Number of Vehicles > 25 MPH : 324
 Percent of Vehicles > 25 MPH : 49.2%

Stahl Sheaffer Engineering, LLC

3939 South Atherton Street, Suite B
 State College, PA 16801
 Tel. 814-689-1562
 www.sse-llc.com



Site Code: 755

Prospect Ave
 btw S. Allen St and Pugh St

EB, WB

Start Time	15	20	25	30	35	40	45	50	55	60	65	70	75	999	Total
11/11/08	2	3	5	3	2	1	0	0	0	0	0	0	0	0	16
01:00	1	1	2	3	4	0	0	0	0	0	0	0	0	0	11
02:00	0	1	2	1	0	0	0	0	0	0	0	0	0	0	4
03:00	0	0	2	1	0	0	0	0	0	0	0	0	0	0	3
04:00	0	0	0	1	0	0	0	0	0	0	0	0	0	0	1
05:00	0	0	0	1	0	0	0	0	0	0	0	0	0	0	1
06:00	0	1	2	1	3	0	0	0	0	0	0	0	0	0	7
07:00	4	3	11	13	2	1	0	0	0	0	0	0	0	0	34
08:00	3	4	13	10	3	0	0	0	0	0	0	0	0	0	33
09:00	3	5	19	14	3	0	0	0	0	0	0	0	0	0	44
10:00	2	5	11	17	2	0	0	0	0	0	0	0	0	0	37
11:00	4	10	13	10	4	0	0	0	0	0	0	0	0	0	41
12 PM	2	10	19	20	3	0	0	0	0	0	0	0	0	0	54
13:00	6	4	18	10	4	2	0	0	0	0	0	0	0	0	44
14:00	3	6	20	20	3	1	0	0	0	0	0	0	0	0	53
15:00	2	6	25	18	1	0	0	0	0	0	0	0	0	0	52
16:00	3	10	39	27	6	0	0	0	0	0	0	0	0	0	85
17:00	4	9	36	26	3	0	0	0	0	0	0	0	0	0	78
18:00	4	13	21	35	5	0	0	0	0	0	0	0	0	0	78
19:00	7	9	17	19	2	0	0	0	0	0	0	0	0	0	54
20:00	1	9	18	22	2	0	0	0	0	0	0	0	0	0	52
21:00	1	10	15	10	4	0	0	0	0	0	0	0	0	0	40
22:00	2	5	8	8	1	0	0	0	0	0	0	0	0	0	24
23:00	2	5	6	11	3	0	0	0	0	0	0	0	0	0	27
Total	56	129	322	301	60	5	0	0	0	0	0	0	0	0	873
Grand Total	56	129	322	301	60	5	0	0	0	0	0	0	0	0	873

15th Percentile : 18 MPH
 50th Percentile : 24 MPH
 85th Percentile : 29 MPH
 95th Percentile : 32 MPH

Stats
 Mean Speed(Average) : 24 MPH
 10 MPH Pace Speed : 21-30 MPH
 Number in Pace : 623
 Percent in Pace : 71.4%
 Number of Vehicles > 25 MPH : 366
 Percent of Vehicles > 25 MPH : 41.9%

Stahl Sheaffer Engineering, LLC

3939 South Atherton Street, Suite B
 State College, PA 16801
 Tel. 814-689-1562
 www.sse-llc.com



Site Code: 756

Prospect Ave
 btw Pugh St and Garner St

EB, WB

Start Time	15	20	25	30	35	40	45	50	55	60	65	70	75	999	Total
11/11/08	4	3	7	5	2	0	0	0	0	0	0	0	0	0	21
01:00	4	1	5	2	1	0	0	0	0	0	0	0	0	0	13
02:00	0	2	3	2	1	0	0	0	0	0	0	0	0	0	8
03:00	1	1	3	0	0	0	0	0	0	0	0	0	0	0	5
04:00	1	0	0	1	0	0	0	0	0	0	0	0	0	0	2
05:00	0	0	2	0	1	0	0	0	0	0	0	0	0	0	3
06:00	0	0	2	2	2	0	0	0	0	0	0	0	0	0	6
07:00	1	12	16	11	4	0	0	0	0	0	0	0	0	0	44
08:00	2	10	15	10	3	0	0	0	0	0	0	0	0	0	40
09:00	11	12	19	10	9	0	0	0	0	0	0	0	0	0	61
10:00	8	9	22	11	4	1	0	0	0	0	0	0	0	0	55
11:00	1	15	20	10	6	0	0	0	0	0	0	0	0	0	52
12 PM	8	16	30	19	3	1	0	0	0	0	0	0	0	0	77
13:00	4	15	24	15	6	0	0	0	0	0	0	0	0	0	64
14:00	12	17	20	17	5	0	0	0	0	0	0	0	0	0	71
15:00	6	11	30	20	2	1	0	0	0	0	0	0	0	0	70
16:00	13	19	40	27	4	0	0	0	0	0	0	0	0	0	103
17:00	12	22	41	30	2	0	0	0	0	0	0	0	0	0	107
18:00	7	15	33	38	7	0	0	0	0	0	0	0	0	0	100
19:00	4	11	29	17	3	0	0	0	0	0	0	0	0	0	64
20:00	9	15	31	25	2	0	0	0	0	0	0	0	0	0	82
21:00	4	16	22	16	4	2	0	0	0	0	0	0	0	0	64
22:00	5	11	17	12	0	0	0	0	0	0	0	0	0	0	45
23:00	8	9	18	13	0	0	0	0	0	0	0	0	0	0	48
Total	125	242	449	313	71	5	0	0	0	0	0	0	0	0	1205
Grand Total	125	242	449	313	71	5	0	0	0	0	0	0	0	0	1205

15th Percentile : 17 MPH
 50th Percentile : 23 MPH
 85th Percentile : 29 MPH
 95th Percentile : 32 MPH

Stats
 Mean Speed(Average) : 22 MPH
 10 MPH Pace Speed : 21-30 MPH
 Number in Pace : 762
 Percent in Pace : 63.2%
 Number of Vehicles > 25 MPH : 389
 Percent of Vehicles > 25 MPH : 32.3%

Stahl Sheaffer Engineering, LLC

3939 South Atherton Street, Suite B
 State College, PA 16801
 Tel. 814-689-1562
 www.sse-llc.com



Site Code: 757

Prospect Ave
 btw Garner St and University Dr

Start Time	10-Nov-08		Tue		Wed		Thu		Fri		Sat		Sun		Week Average	
	WB	EB	WB	EB	WB	EB	WB	EB	WB	EB	WB	EB	WB	EB	WB	EB
12:00 AM	*	*	*	*	*	*	23	24	*	*	*	*	*	*	23	24
01:00	*	*	*	*	*	*	16	11	*	*	*	*	*	*	16	11
02:00	*	*	*	*	*	*	7	4	*	*	*	*	*	*	7	4
03:00	*	*	*	*	*	*	7	2	*	*	*	*	*	*	7	2
04:00	*	*	*	*	*	*	3	4	*	*	*	*	*	*	3	4
05:00	*	*	*	*	*	*	1	3	*	*	*	*	*	*	1	3
06:00	*	*	*	*	*	*	9	8	*	*	*	*	*	*	9	8
07:00	*	*	*	*	*	*	36	22	*	*	*	*	*	*	36	22
08:00	*	*	*	*	*	*	44	28	*	*	*	*	*	*	44	28
09:00	*	*	*	*	*	*	63	50	*	*	*	*	*	*	63	50
10:00	*	*	*	*	*	*	52	31	*	*	*	*	*	*	52	31
11:00	*	*	*	*	*	*	66	42	*	*	*	*	*	*	66	42
12:00 PM	*	*	*	*	*	*	65	41	*	*	*	*	*	*	65	41
01:00	*	*	*	*	*	*	76	38	*	*	*	*	*	*	76	38
02:00	*	*	*	*	*	*	66	36	*	*	*	*	*	*	66	36
03:00	*	*	*	*	*	*	65	42	*	*	*	*	*	*	65	42
04:00	*	*	*	*	*	*	86	63	*	*	*	*	*	*	86	63
05:00	*	*	*	*	*	*	106	53	*	*	*	*	*	*	106	53
06:00	*	*	*	*	*	*	88	51	*	*	*	*	*	*	88	51
07:00	*	*	*	*	*	*	76	40	*	*	*	*	*	*	76	40
08:00	*	*	*	*	*	*	75	34	*	*	*	*	*	*	75	34
09:00	*	*	*	*	*	*	61	33	*	*	*	*	*	*	61	33
10:00	*	*	*	*	*	*	49	20	*	*	*	*	*	*	49	20
11:00	*	*	*	*	*	*	39	20	*	*	*	*	*	*	39	20
Lane Day	0	0	0	0	0	0	1179	700	0	0	0	0	0	0	1179	700
							1879								1879	
AM Peak Vol.							11:00	09:00							11:00	09:00
							66	50							66	50
PM Peak Vol.							17:00	16:00							17:00	16:00
							106	63							106	63

Comb. Total	0	0	0	1879	0	0	0	1879
ADT	ADT 1,879	AADT 1,879						

Stahl Sheaffer Engineering, LLC

3939 South Atherton Street, Suite B
 State College, PA 16801
 Tel. 814-689-1562
 www.sse-llc.com



Site Code: 758

S. Allen St
 btw Beaver Ave and Atherton St

SB, NB

Start Time	15	16	20	21	25	26	30	31	35	36	40	41	45	46	50	51	55	56	60	61	65	66	70	71	75	76	999	Total
11/13/08	1	0	13	24	23	8	0	0	0	0	0	0	0	0	0	0	0	0	0	0	0	0	0	0	0	0	0	69
01:00	0	1	4	15	20	4	1	0	0	0	0	0	0	0	0	0	0	0	0	0	0	0	0	0	0	0	0	45
02:00	0	0	5	18	19	6	0	0	0	0	0	0	0	0	0	0	0	0	0	0	0	0	0	0	0	0	0	48
03:00	0	0	2	2	12	3	0	0	0	0	0	0	0	0	0	0	0	0	0	0	0	0	0	0	0	0	0	19
04:00	0	0	2	5	5	3	1	0	0	0	0	0	0	0	0	0	0	0	0	0	0	0	0	0	0	0	0	16
05:00	0	0	0	5	4	1	1	0	0	0	0	0	0	0	0	0	0	0	0	0	0	0	0	0	0	0	0	11
06:00	1	2	6	19	28	9	0	0	0	0	0	0	0	0	0	0	0	0	0	0	0	0	0	0	0	0	0	65
07:00	1	1	12	68	94	15	0	0	0	0	0	0	0	0	0	0	0	0	0	0	0	0	0	0	0	0	0	191
08:00	6	7	36	130	100	29	1	0	0	0	0	0	0	0	0	0	0	0	0	0	0	0	0	0	0	0	0	309
09:00	7	1	37	135	116	27	4	0	0	0	0	0	0	0	0	0	0	0	0	0	0	0	0	0	0	0	0	327
10:00	10	3	24	121	98	20	1	0	0	0	0	0	0	0	0	0	0	0	0	0	0	0	0	0	0	0	0	277
11:00	11	3	29	113	129	29	2	0	0	0	0	0	0	0	0	0	0	0	0	0	0	0	0	0	0	0	0	316
12 PM	2	3	40	150	136	27	2	0	0	0	0	0	0	0	0	0	0	0	0	0	0	0	0	0	0	0	0	360
13:00	7	11	27	149	120	20	1	0	0	0	0	0	0	0	0	0	0	0	0	0	0	0	0	0	0	0	0	335
14:00	9	6	42	157	140	24	3	1	0	0	0	0	0	0	0	0	0	0	0	0	0	0	0	0	0	0	0	382
15:00	11	6	53	175	185	25	2	0	0	0	0	0	0	0	0	0	0	0	0	0	0	0	0	0	0	0	0	457
16:00	11	3	46	199	167	34	2	0	0	0	0	0	0	0	0	0	0	0	0	0	0	0	0	0	0	0	0	462
17:00	24	3	73	252	161	14	0	0	0	0	0	0	0	0	0	0	0	0	0	0	0	0	0	0	0	0	0	527
18:00	6	5	65	206	141	16	1	0	0	0	0	0	0	0	0	0	0	0	0	0	0	0	0	0	0	0	0	440
19:00	12	2	52	162	111	21	1	0	0	0	0	0	0	0	0	0	0	0	0	0	0	0	0	0	0	0	0	361
20:00	11	3	38	132	85	19	1	0	0	0	0	0	0	0	0	0	0	0	0	0	0	0	0	0	0	0	0	289
21:00	2	5	24	94	85	23	2	0	0	0	0	0	0	0	0	0	0	0	0	0	0	0	0	0	0	0	0	235
22:00	3	5	12	61	65	9	1	0	0	0	0	0	0	0	0	0	0	0	0	0	0	0	0	0	0	0	0	156
23:00	3	2	22	41	65	18	2	1	1	0	0	0	0	0	0	0	0	0	0	0	0	0	0	0	0	0	0	155
Total	138	72	664	2433	2109	404	29	2	1	0	0	0	0	0	0	0	0	0	0	0	0	0	0	0	0	0	5852	
Grand Total	138	72	664	2433	2109	404	29	2	1	0	0	0	0	0	0	0	0	0	0	0	0	0	0	0	0	0	5852	

15th Percentile : 26 MPH
 50th Percentile : 30 MPH
 85th Percentile : 34 MPH
 95th Percentile : 37 MPH

Stats Mean Speed(Average) : 29 MPH
 10 MPH Pace Speed : 26-35 MPH
 Number in Pace : 4542
 Percent in Pace : 77.6%
 Number of Vehicles > 25 MPH : 4978
 Percent of Vehicles > 25 MPH : 85.1%

Stahl Sheaffer Engineering, LLC

3939 South Atherton Street, Suite B
 State College, PA 16801
 Tel. 814-689-1562
 www.sse-llc.com



Site Code: 759

S. Pugh St
 btw Beaver Ave and Atherton St

NB, SB

Start Time	15	20	25	30	35	40	45	50	55	60	65	70	75	999	Total
11/13/08	1	2	11	22	13	3	0	0	0	0	0	0	0	0	52
01:00	0	0	8	13	4	1	1	0	0	0	0	0	0	0	27
02:00	0	1	4	8	7	2	0	0	0	0	0	0	0	0	22
03:00	0	0	3	0	4	0	0	0	0	0	0	0	0	0	7
04:00	0	0	2	4	2	2	0	0	0	0	0	0	0	0	10
05:00	1	0	4	5	4	2	0	0	0	0	0	0	0	0	16
06:00	0	0	7	13	10	2	2	0	0	0	0	0	0	0	34
07:00	2	0	16	33	28	8	4	0	0	0	0	0	0	0	91
08:00	2	0	38	67	44	4	1	0	0	0	0	0	0	0	156
09:00	1	10	38	68	33	5	0	0	0	0	0	0	0	0	155
10:00	2	5	28	77	19	8	2	0	0	0	0	0	0	0	141
11:00	5	10	37	72	28	11	0	0	0	0	0	0	0	0	163
12 PM	10	6	42	84	41	5	1	0	0	0	0	0	0	0	189
13:00	3	7	38	78	28	3	0	0	0	0	0	0	0	0	157
14:00	4	8	42	87	37	3	0	0	0	0	0	0	0	0	181
15:00	3	6	49	72	37	4	0	0	0	0	0	0	0	0	171
16:00	5	9	69	85	37	6	0	0	0	0	0	0	0	0	211
17:00	7	12	82	109	34	2	0	0	0	0	0	0	0	0	246
18:00	2	12	75	73	28	2	0	0	0	0	0	0	0	0	192
19:00	9	9	63	86	17	3	0	1	0	0	0	0	0	0	188
20:00	7	15	54	70	24	1	0	0	0	0	0	0	0	0	171
21:00	6	11	41	67	10	3	0	1	0	0	0	0	0	0	139
22:00	0	1	17	39	13	2	1	0	0	0	0	0	0	0	73
23:00	3	3	11	24	18	2	1	0	0	0	0	0	0	0	62
Total	73	127	779	1256	520	84	13	2	0	0	0	0	0	0	2854
Grand Total	73	127	779	1256	520	84	13	2	0	0	0	0	0	0	2854

15th Percentile : 22 MPH
 50th Percentile : 27 MPH
 85th Percentile : 32 MPH
 95th Percentile : 35 MPH

Stats
 Mean Speed(Average) : 27 MPH
 10 MPH Pace Speed : 21-30 MPH
 Number in Pace : 2035
 Percent in Pace : 71.3%
 Number of Vehicles > 25 MPH : 1875
 Percent of Vehicles > 25 MPH : 65.7%

Stahl Sheaffer Engineering, LLC

3939 South Atherton Street, Suite B
 State College, PA 16801
 Tel. 814-689-1562
 www.sse-llc.com



Site Code: 759

S. Pugh St
 btw Beaver Ave and Atherton St

Start Time	10-Nov-08		Tue		Wed		Thu		Fri		Sat		Sun		Week Average	
	NB	SB	NB	SB	NB	SB	NB	SB	NB	SB	NB	SB	NB	SB	NB	SB
12:00 AM	*	*	*	*	*	*	16	36	*	*	*	*	*	*	16	36
01:00	*	*	*	*	*	*	9	18	*	*	*	*	*	*	9	18
02:00	*	*	*	*	*	*	2	20	*	*	*	*	*	*	2	20
03:00	*	*	*	*	*	*	3	4	*	*	*	*	*	*	3	4
04:00	*	*	*	*	*	*	7	3	*	*	*	*	*	*	7	3
05:00	*	*	*	*	*	*	8	8	*	*	*	*	*	*	8	8
06:00	*	*	*	*	*	*	23	11	*	*	*	*	*	*	23	11
07:00	*	*	*	*	*	*	66	25	*	*	*	*	*	*	66	25
08:00	*	*	*	*	*	*	98	58	*	*	*	*	*	*	98	58
09:00	*	*	*	*	*	*	105	50	*	*	*	*	*	*	105	50
10:00	*	*	*	*	*	*	87	54	*	*	*	*	*	*	87	54
11:00	*	*	*	*	*	*	90	73	*	*	*	*	*	*	90	73
12:00 PM	*	*	*	*	*	*	105	84	*	*	*	*	*	*	105	84
01:00	*	*	*	*	*	*	76	81	*	*	*	*	*	*	76	81
02:00	*	*	*	*	*	*	98	83	*	*	*	*	*	*	98	83
03:00	*	*	*	*	*	*	84	87	*	*	*	*	*	*	84	87
04:00	*	*	*	*	*	*	92	119	*	*	*	*	*	*	92	119
05:00	*	*	*	*	*	*	102	144	*	*	*	*	*	*	102	144
06:00	*	*	*	*	*	*	99	93	*	*	*	*	*	*	99	93
07:00	*	*	*	*	*	*	87	101	*	*	*	*	*	*	87	101
08:00	*	*	*	*	*	*	77	94	*	*	*	*	*	*	77	94
09:00	*	*	*	*	*	*	61	78	*	*	*	*	*	*	61	78
10:00	*	*	*	*	*	*	34	39	*	*	*	*	*	*	34	39
11:00	*	*	*	*	*	*	28	34	*	*	*	*	*	*	28	34
Lane Day	0	0	0	0	0	0	1457	1397	0	0	0	0	0	0	1457	1397
							2854								2854	
AM Peak Vol.							09:00	11:00							09:00	11:00
							105	73							105	73
PM Peak Vol.							12:00	17:00							12:00	17:00
							105	144							105	144

Comb. Total	0	0	0	2854	0	0	0	2854
ADT	ADT 2,854	AADT 2,854						

Stahl Sheaffer Engineering, LLC

3939 South Atherton Street, Suite B
 State College, PA 16801
 Tel. 814-689-1562
 www.sse-llc.com



Site Code: 760

Walnut St
 btw Hamilton Ave and Irvin Ave

SB, NB

Start Time	15	16-20	21-25	26-30	31-35	36-40	41-45	46-50	51-55	56-60	61-65	66-70	71-75	76-999	Total
09/18/08	0	0	0	0	0	0	0	0	0	0	0	0	0	0	0
01:00	1	0	0	0	0	0	0	0	0	0	0	0	0	0	1
02:00	1	0	0	0	0	0	0	0	0	0	0	0	0	0	1
03:00	0	0	0	0	0	0	0	0	0	0	0	0	0	0	0
04:00	1	1	0	0	0	0	0	0	0	0	0	0	0	0	2
05:00	0	0	0	0	0	0	0	0	0	0	0	0	0	0	0
06:00	1	2	0	0	0	0	0	0	0	0	0	0	0	0	3
07:00	0	2	2	0	0	0	0	0	0	0	0	0	0	0	4
08:00	1	1	4	1	0	0	0	0	0	0	0	0	0	0	7
09:00	4	3	4	2	0	0	0	0	0	0	0	0	0	0	13
10:00	8	1	2	3	0	0	0	0	0	0	0	0	0	0	14
11:00	3	9	5	2	0	0	0	0	0	0	0	0	0	0	19
12 PM	4	3	8	5	0	0	0	0	0	0	0	0	0	0	20
13:00	0	0	0	4	0	0	0	0	0	0	0	0	0	0	4
14:00	1	3	1	1	0	0	0	0	0	0	0	0	0	0	6
15:00	2	2	3	3	1	0	0	0	0	0	0	0	0	0	11
16:00	1	2	4	3	0	0	0	0	0	0	0	0	0	0	10
17:00	5	0	5	2	0	0	0	0	0	0	0	0	0	0	12
18:00	1	4	6	0	0	0	0	0	0	0	0	0	0	0	11
19:00	3	1	6	0	0	0	0	0	0	0	0	0	0	0	10
20:00	2	1	4	2	0	0	0	0	0	0	0	0	0	0	9
21:00	1	1	1	1	0	0	0	0	0	0	0	0	0	0	4
22:00	0	1	1	0	0	0	0	0	0	0	0	0	0	0	2
23:00	0	0	0	0	0	0	0	0	0	0	0	0	0	0	0
Total	40	37	56	29	1	0	0	0	0	0	0	0	0	0	163
Grand Total	40	37	56	29	1	0	0	0	0	0	0	0	0	0	163

15th Percentile : 8 MPH
 50th Percentile : 21 MPH
 85th Percentile : 26 MPH
 95th Percentile : 29 MPH

Stats
 Mean Speed(Average) : 19 MPH
 10 MPH Pace Speed : 16-25 MPH
 Number in Pace : 93
 Percent in Pace : 57.1%
 Number of Vehicles > 25 MPH : 30
 Percent of Vehicles > 25 MPH : 18.4%

Stahl Sheaffer Engineering, LLC

3939 South Atherton Street, Suite B
 State College, PA 16801
 Tel. 814-689-1562
 www.sse-llc.com



Site Code: 760

Walnut St
 btw Hamilton Ave and Irvin Ave

Start Time	15-Sep-08		Tue		Wed		Thu		Fri		Sat		Sun		Week Average	
	SB	NB	SB	NB	SB	NB	SB	NB	SB	NB	SB	NB	SB	NB	SB	NB
12:00 AM	*	*	*	*	*	*	0	0	*	*	*	*	*	*	0	0
01:00	*	*	*	*	*	*	1	0	*	*	*	*	*	*	1	0
02:00	*	*	*	*	*	*	0	1	*	*	*	*	*	*	0	1
03:00	*	*	*	*	*	*	0	0	*	*	*	*	*	*	0	0
04:00	*	*	*	*	*	*	1	1	*	*	*	*	*	*	1	1
05:00	*	*	*	*	*	*	0	0	*	*	*	*	*	*	0	0
06:00	*	*	*	*	*	*	3	0	*	*	*	*	*	*	3	0
07:00	*	*	*	*	*	*	2	2	*	*	*	*	*	*	2	2
08:00	*	*	*	*	*	*	3	4	*	*	*	*	*	*	3	4
09:00	*	*	*	*	*	*	6	7	*	*	*	*	*	*	6	7
10:00	*	*	*	*	*	*	8	6	*	*	*	*	*	*	8	6
11:00	*	*	*	*	*	*	13	6	*	*	*	*	*	*	13	6
12:00 PM	*	*	*	*	*	*	9	11	*	*	*	*	*	*	9	11
01:00	*	*	*	*	*	*	2	2	*	*	*	*	*	*	2	2
02:00	*	*	*	*	*	*	4	2	*	*	*	*	*	*	4	2
03:00	*	*	*	*	*	*	6	5	*	*	*	*	*	*	6	5
04:00	*	*	*	*	*	*	6	4	*	*	*	*	*	*	6	4
05:00	*	*	*	*	*	*	9	3	*	*	*	*	*	*	9	3
06:00	*	*	*	*	*	*	7	4	*	*	*	*	*	*	7	4
07:00	*	*	*	*	*	*	6	4	*	*	*	*	*	*	6	4
08:00	*	*	*	*	*	*	6	3	*	*	*	*	*	*	6	3
09:00	*	*	*	*	*	*	3	1	*	*	*	*	*	*	3	1
10:00	*	*	*	*	*	*	2	0	*	*	*	*	*	*	2	0
11:00	*	*	*	*	*	*	0	0	*	*	*	*	*	*	0	0
Lane Day	0	0	0	0	0	0	97	66	0	0	0	0	0	0	97	66
AM Peak Vol.							11:00	09:00							11:00	09:00
PM Peak Vol.							12:00	12:00							12:00	12:00
Comb. Total	0	0	0	0	0	0	163	66	0	0	0	0	0	0	163	66
ADT	ADT 38		AADT 38													

Comb. Total

0

0

0

163

0

0

0

163

ADT

ADT 38

AADT 38

Stahl Sheaffer Engineering, LLC

3939 South Atherton Street, Suite B
 State College, PA 16801
 Tel. 814-689-1562
 www.sse-llc.com



Site Code: 761

Walnut St
 btw Irvin Ave and Sunset Terrace

NB, SB

Start Time	15	20	25	30	35	40	45	50	55	60	65	70	75	999	Total
09/18/08	1	1	0	0	0	0	0	0	0	0	0	0	0	0	2
01:00	0	0	0	0	0	0	0	0	0	0	0	0	0	0	0
02:00	1	0	0	0	0	0	0	0	0	0	0	0	0	0	1
03:00	0	1	0	0	0	0	0	0	0	0	0	0	0	0	1
04:00	0	0	0	0	0	0	0	0	0	0	0	0	0	0	0
05:00	0	0	0	0	0	0	0	0	0	0	0	0	0	0	0
06:00	1	0	0	0	0	0	0	0	0	0	0	0	0	0	1
07:00	2	0	0	0	0	0	0	0	0	0	0	0	0	0	2
08:00	5	3	3	0	0	0	0	0	0	0	0	0	0	0	11
09:00	3	6	0	0	0	0	0	0	0	0	0	0	0	0	9
10:00	10	4	3	0	0	0	0	0	0	0	0	0	0	0	17
11:00	8	1	0	0	0	0	0	0	0	0	0	0	0	0	9
12 PM	2	3	1	0	0	0	0	0	0	0	0	0	0	0	6
13:00	4	0	0	0	0	0	0	0	0	0	0	0	0	0	4
14:00	0	3	0	0	0	0	0	0	0	0	0	0	0	0	3
15:00	1	3	2	0	0	0	0	0	0	0	0	0	0	0	6
16:00	0	0	0	0	0	0	0	0	0	0	0	0	0	0	0
17:00	1	0	0	0	0	0	0	0	0	0	0	0	0	0	1
18:00	4	0	0	0	0	0	0	2	0	0	0	0	0	0	6
19:00	1	3	0	0	0	0	0	0	0	0	0	0	0	0	4
20:00	1	3	0	0	0	0	0	0	0	0	0	0	0	0	4
21:00	0	0	2	0	0	0	0	0	0	0	0	0	0	0	2
22:00	0	1	0	0	0	0	0	0	0	0	0	0	0	0	1
23:00	0	0	0	0	0	0	0	0	0	0	0	0	0	0	0
Total	45	32	11	0	0	0	0	2	0	0	0	0	0	0	90
Grand Total	45	32	11	0	0	0	0	2	0	0	0	0	0	0	90

15th Percentile : 5 MPH
 50th Percentile : 15 MPH
 85th Percentile : 20 MPH
 95th Percentile : 24 MPH

Stats
 Mean Speed(Average) : 14 MPH
 10 MPH Pace Speed : 11-20 MPH
 Number in Pace : 47
 Percent in Pace : 52.2%
 Number of Vehicles > 25 MPH : 2
 Percent of Vehicles > 25 MPH : 2.2%

Stahl Sheaffer Engineering, LLC

3939 South Atherton Street, Suite B
 State College, PA 16801
 Tel. 814-689-1562
 www.sse-llc.com



Site Code: 761

Walnut St
 btw Irvin Ave and Sunset Terrace

Start Time	15-Sep-08		Tue		Wed		Thu		Fri		Sat		Sun		Week Average	
	NB	SB	NB	SB	NB	SB	NB	SB	NB	SB	NB	SB	NB	SB	NB	SB
12:00 AM	*	*	*	*	*	*	2	0	*	*	*	*	*	*	2	0
01:00	*	*	*	*	*	*	0	0	*	*	*	*	*	*	0	0
02:00	*	*	*	*	*	*	0	1	*	*	*	*	*	*	0	1
03:00	*	*	*	*	*	*	0	1	*	*	*	*	*	*	0	1
04:00	*	*	*	*	*	*	0	0	*	*	*	*	*	*	0	0
05:00	*	*	*	*	*	*	0	0	*	*	*	*	*	*	0	0
06:00	*	*	*	*	*	*	0	1	*	*	*	*	*	*	0	1
07:00	*	*	*	*	*	*	1	1	*	*	*	*	*	*	1	1
08:00	*	*	*	*	*	*	4	7	*	*	*	*	*	*	4	7
09:00	*	*	*	*	*	*	3	6	*	*	*	*	*	*	3	6
10:00	*	*	*	*	*	*	11	6	*	*	*	*	*	*	11	6
11:00	*	*	*	*	*	*	9	0	*	*	*	*	*	*	9	0
12:00 PM	*	*	*	*	*	*	6	0	*	*	*	*	*	*	6	0
01:00	*	*	*	*	*	*	4	0	*	*	*	*	*	*	4	0
02:00	*	*	*	*	*	*	3	0	*	*	*	*	*	*	3	0
03:00	*	*	*	*	*	*	6	0	*	*	*	*	*	*	6	0
04:00	*	*	*	*	*	*	0	0	*	*	*	*	*	*	0	0
05:00	*	*	*	*	*	*	1	0	*	*	*	*	*	*	1	0
06:00	*	*	*	*	*	*	6	0	*	*	*	*	*	*	6	0
07:00	*	*	*	*	*	*	4	0	*	*	*	*	*	*	4	0
08:00	*	*	*	*	*	*	4	0	*	*	*	*	*	*	4	0
09:00	*	*	*	*	*	*	2	0	*	*	*	*	*	*	2	0
10:00	*	*	*	*	*	*	1	0	*	*	*	*	*	*	1	0
11:00	*	*	*	*	*	*	0	0	*	*	*	*	*	*	0	0
Lane Day	0	0	0	0	0	0	67	23	0	0	0	0	0	0	67	23
AM Peak Vol.							10:00	08:00							10:00	08:00
PM Peak Vol.							11	7							11	7
AM Peak Vol.							12:00								12:00	
PM Peak Vol.							6								6	
Comb. Total	0		0		0		90		0		0		0		90	
ADT	ADT 39		AADT 39													

Comb. Total

0

0

0

90

0

0

0

90

ADT

ADT 39

AADT 39

Stahl Sheaffer Engineering, LLC

3939 South Atherton Street, Suite B
 State College, PA 16801
 Tel. 814-689-1562
 www.sse-llc.com



Site Code: 762

Walnut St
 btw Prospect Ave and Hamilton Ave

NB, SB

Start Time	15	20	25	30	35	40	45	50	55	60	65	70	75	999	Total
09/18/08	0	0	0	0	0	0	0	0	0	0	0	0	0	0	0
01:00	0	0	0	0	0	0	0	0	0	0	0	0	0	0	0
02:00	0	0	0	0	0	0	0	0	0	0	0	0	0	0	0
03:00	0	0	0	0	0	0	0	0	0	0	0	0	0	0	0
04:00	0	0	0	0	0	0	0	0	0	0	0	0	0	0	0
05:00	1	0	0	0	0	0	0	0	0	0	0	0	0	0	1
06:00	0	0	0	0	0	0	0	0	0	0	0	0	0	0	0
07:00	1	2	0	0	0	0	0	0	0	0	0	0	0	0	3
08:00	0	1	1	0	0	0	0	0	0	0	0	0	0	0	2
09:00	1	0	2	0	0	0	0	0	0	0	0	0	0	0	3
10:00	4	2	1	1	0	0	0	0	0	0	0	0	0	0	8
11:00	2	4	0	0	0	0	0	0	0	0	0	0	0	0	6
12 PM	1	0	4	1	0	0	0	0	0	0	0	0	0	0	6
13:00	1	0	2	1	0	0	0	0	0	0	0	0	0	0	4
14:00	0	6	1	0	0	0	0	0	0	0	0	0	0	0	7
15:00	0	2	2	0	0	0	0	0	0	0	0	0	0	0	4
16:00	1	1	1	1	0	0	0	0	0	0	0	0	0	0	4
17:00	0	0	1	0	0	0	0	0	0	0	0	0	0	0	1
18:00	3	3	2	1	0	0	0	0	0	0	0	0	0	0	9
19:00	3	4	3	0	0	0	0	0	0	0	0	0	0	0	10
20:00	1	0	3	1	0	0	0	0	0	0	0	0	0	0	5
21:00	0	2	1	0	0	0	0	0	0	0	0	0	0	0	3
22:00	0	0	1	1	0	0	0	0	0	0	0	0	0	0	2
23:00	0	1	0	0	0	0	0	0	0	0	0	0	0	0	1
Total	19	28	25	7	0	0	0	0	0	0	0	0	0	0	79
Grand Total	19	28	25	7	0	0	0	0	0	0	0	0	0	0	79

15th Percentile : 12 MPH
 50th Percentile : 19 MPH
 85th Percentile : 24 MPH
 95th Percentile : 27 MPH

Stats
 Mean Speed(Average) : 18 MPH
 10 MPH Pace Speed : 16-25 MPH
 Number in Pace : 53
 Percent in Pace : 67.1%
 Number of Vehicles > 25 MPH : 7
 Percent of Vehicles > 25 MPH : 8.9%

Stahl Sheaffer Engineering, LLC

3939 South Atherton Street, Suite B
 State College, PA 16801
 Tel. 814-689-1562
 www.sse-llc.com



Site Code: 762

Walnut St
 btw Prospect Ave and Hamilton Ave

Start Time	15-Sep-08		Tue		Wed		Thu		Fri		Sat		Sun		Week Average	
	NB	SB	NB	SB	NB	SB	NB	SB	NB	SB	NB	SB	NB	SB	NB	SB
12:00 AM	*	*	*	*	*	*	0	0	*	*	*	*	*	*	0	0
01:00	*	*	*	*	*	*	0	0	*	*	*	*	*	*	0	0
02:00	*	*	*	*	*	*	0	0	*	*	*	*	*	*	0	0
03:00	*	*	*	*	*	*	0	0	*	*	*	*	*	*	0	0
04:00	*	*	*	*	*	*	0	0	*	*	*	*	*	*	0	0
05:00	*	*	*	*	*	*	1	0	*	*	*	*	*	*	1	0
06:00	*	*	*	*	*	*	0	0	*	*	*	*	*	*	0	0
07:00	*	*	*	*	*	*	2	1	*	*	*	*	*	*	2	1
08:00	*	*	*	*	*	*	1	1	*	*	*	*	*	*	1	1
09:00	*	*	*	*	*	*	2	1	*	*	*	*	*	*	2	1
10:00	*	*	*	*	*	*	5	3	*	*	*	*	*	5	3	
11:00	*	*	*	*	*	*	2	4	*	*	*	*	*	2	4	
12:00 PM	*	*	*	*	*	*	3	3	*	*	*	*	*	*	3	3
01:00	*	*	*	*	*	*	1	3	*	*	*	*	*	*	1	3
02:00	*	*	*	*	*	*	5	2	*	*	*	*	*	*	5	2
03:00	*	*	*	*	*	*	1	3	*	*	*	*	*	*	1	3
04:00	*	*	*	*	*	*	0	4	*	*	*	*	*	0	4	
05:00	*	*	*	*	*	*	1	0	*	*	*	*	*	*	1	0
06:00	*	*	*	*	*	*	5	4	*	*	*	*	*	*	5	4
07:00	*	*	*	*	*	*	6	4	*	*	*	*	*	6	4	
08:00	*	*	*	*	*	*	4	1	*	*	*	*	*	*	4	1
09:00	*	*	*	*	*	*	2	1	*	*	*	*	*	*	2	1
10:00	*	*	*	*	*	*	0	2	*	*	*	*	*	*	0	2
11:00	*	*	*	*	*	*	1	0	*	*	*	*	*	*	1	0
Lane Day	0	0	0	0	0	0	42	37	0	0	0	0	0	0	42	37
AM Peak Vol.							5	4							5	4
PM Peak Vol.							6	4							6	4

Comb. Total	0	0	0	79	0	0	0	79
ADT	ADT 15	AADT 15						

Stahl Sheaffer Engineering, LLC

3939 South Atherton Street, Suite B
 State College, PA 16801
 Tel. 814-689-1562
 www.sse-llc.com



Site Code: 763

Waring Ave
 btw Pugh St and Garner St

EB, WB

Start Time	15	20	25	30	35	40	45	50	55	60	65	70	75	999	Total
11/13/08	0	1	0	1	0	0	0	0	0	0	0	0	0	0	2
01:00	0	0	0	0	0	0	0	0	0	0	0	0	0	0	0
02:00	0	0	0	1	0	1	0	0	0	0	0	0	0	0	2
03:00	0	0	0	0	0	0	0	0	0	0	0	0	0	0	0
04:00	0	0	0	0	0	0	0	0	0	0	0	0	0	0	0
05:00	0	0	0	0	0	0	0	0	0	0	0	0	0	0	0
06:00	2	1	0	3	0	0	0	0	0	0	0	0	0	0	6
07:00	0	1	2	4	4	0	0	0	0	0	0	0	0	0	11
08:00	1	0	7	4	1	1	0	0	0	0	0	0	0	0	14
09:00	1	0	1	10	4	2	0	0	0	0	0	0	0	0	18
10:00	0	0	3	5	2	0	0	0	0	0	0	0	0	0	10
11:00	0	0	0	6	4	0	0	0	0	0	0	0	0	0	10
12 PM	1	2	5	2	6	1	0	0	0	0	0	0	0	0	17
13:00	0	0	4	9	3	1	0	0	0	0	0	0	0	0	17
14:00	0	0	3	3	2	2	0	0	0	0	0	0	0	0	10
15:00	1	0	3	6	4	1	0	0	0	0	0	0	0	0	15
16:00	0	2	5	7	4	1	0	0	0	0	0	0	0	0	19
17:00	0	0	5	5	7	0	0	0	0	0	0	0	0	0	17
18:00	1	0	2	1	4	0	0	0	0	0	0	0	0	0	8
19:00	0	0	1	5	1	0	0	0	1	0	0	0	0	0	8
20:00	0	0	2	4	5	2	1	0	0	0	0	0	0	0	14
21:00	0	0	3	0	1	1	0	0	0	0	0	0	0	0	5
22:00	0	0	1	3	0	2	0	0	0	0	0	0	0	0	6
23:00	0	0	0	0	1	0	0	0	0	0	0	0	0	0	1
Total	7	7	47	79	53	15	1	0	1	0	0	0	0	0	210
Grand Total	7	7	47	79	53	15	1	0	1	0	0	0	0	0	210

15th Percentile : 22 MPH
 50th Percentile : 28 MPH
 85th Percentile : 34 MPH
 95th Percentile : 37 MPH

Stats
 Mean Speed(Average) : 28 MPH
 10 MPH Pace Speed : 24-33 MPH
 Number in Pace : 132
 Percent in Pace : 62.9%
 Number of Vehicles > 25 MPH : 149
 Percent of Vehicles > 25 MPH : 71.0%

Stahl Sheaffer Engineering, LLC

3939 South Atherton Street, Suite B
 State College, PA 16801
 Tel. 814-689-1562
 www.sse-llc.com



Site Code: 764

Waring Ave
 btw Garner St and University Dr

EB, WB

Start Time	15	20	25	30	35	40	45	50	55	60	65	70	75	999	Total
11/18/08	0	0	1	0	1	1	1	0	0	0	0	0	0	0	4
01:00	0	0	0	2	1	0	1	0	0	0	0	0	0	0	4
02:00	0	0	0	1	0	0	0	0	0	0	0	0	0	0	1
03:00	0	0	0	0	0	0	0	0	0	0	0	0	0	0	0
04:00	0	0	0	0	0	0	0	0	0	0	0	0	0	0	0
05:00	0	0	0	0	0	0	0	0	0	0	0	0	0	0	0
06:00	0	2	0	3	2	0	0	0	0	0	0	0	0	0	7
07:00	1	0	2	6	0	0	0	0	0	0	0	0	0	0	9
08:00	0	0	2	4	6	1	0	0	0	0	0	0	0	0	13
09:00	2	0	6	1	5	1	1	0	0	0	0	0	0	0	16
10:00	2	1	2	6	4	0	0	0	0	0	0	0	0	0	15
11:00	9	2	1	3	1	0	0	0	0	0	0	0	0	0	16
12 PM	4	3	1	6	2	4	2	0	0	0	0	0	0	0	22
13:00	6	3	3	6	1	3	0	0	0	0	0	0	0	0	22
14:00	0	0	5	4	2	5	1	0	0	0	0	0	0	0	17
15:00	3	1	4	10	2	2	0	0	0	0	0	0	0	0	22
16:00	0	1	1	8	3	0	0	0	0	0	0	0	0	0	13
17:00	3	3	6	4	4	1	0	0	0	0	0	0	0	0	21
18:00	2	0	1	1	5	1	0	0	0	0	0	0	0	0	10
19:00	0	1	0	0	1	0	0	0	0	0	0	0	0	0	2
20:00	1	1	0	7	2	1	0	0	0	0	0	0	0	0	12
21:00	6	2	0	2	3	1	0	0	0	0	0	0	0	0	14
22:00	0	0	1	1	0	0	0	0	0	1	0	0	0	0	3
23:00	1	0	0	6	0	0	0	0	0	0	0	0	0	0	7
Total	40	20	36	81	45	21	6	0	0	1	0	0	0	0	250
Grand Total	40	20	36	81	45	21	6	0	0	1	0	0	0	0	250

15th Percentile : 14 MPH
 50th Percentile : 27 MPH
 85th Percentile : 34 MPH
 95th Percentile : 39 MPH

Stats
 Mean Speed(Average) : 25 MPH
 10 MPH Pace Speed : 26-35 MPH
 Number in Pace : 126
 Percent in Pace : 50.4%
 Number of Vehicles > 25 MPH : 154
 Percent of Vehicles > 25 MPH : 61.6%

Stahl Sheaffer Engineering, LLC

3939 South Atherton Street, Suite B
 State College, PA 16801
 Tel. 814-689-1562
 www.sse-llc.com



Site Code: 765

S. Burrowes St
 btw W. Prospect Ave and W. Hamilton Ave

SB, NB

Start Time	15	20	25	30	35	40	45	50	55	60	65	70	75	999	Total
11/20/08	0	1	0	0	0	0	0	0	0	0	0	0	0	0	1
01:00	0	1	0	0	0	0	0	0	0	0	0	0	0	0	1
02:00	1	1	0	0	0	0	0	0	0	0	0	0	0	0	2
03:00	0	0	0	0	0	0	0	0	0	0	0	0	0	0	0
04:00	0	1	0	0	0	0	0	0	0	0	0	0	0	0	1
05:00	0	0	0	0	0	0	0	0	0	0	0	0	0	0	0
06:00	2	0	0	0	0	0	0	0	0	0	0	0	0	0	2
07:00	1	1	0	0	0	0	0	0	0	0	0	0	0	0	2
08:00	1	1	0	0	0	0	0	0	0	0	0	0	0	0	2
09:00	5	1	1	0	0	0	0	0	0	0	0	0	0	0	7
10:00	2	3	2	0	0	0	0	0	0	0	0	0	0	0	7
11:00	2	4	2	1	0	0	0	0	0	0	0	0	0	0	9
12 PM	1	0	5	0	1	0	0	0	0	0	0	0	0	0	7
13:00	4	3	1	1	0	0	0	0	0	0	0	0	0	0	9
14:00	0	2	3	0	0	0	0	0	0	0	0	0	0	0	5
15:00	3	4	0	0	1	0	0	0	0	0	0	0	0	0	8
16:00	4	5	0	1	0	0	0	0	0	0	0	0	0	0	10
17:00	0	3	3	1	0	0	0	0	0	0	0	0	0	0	7
18:00	1	3	2	1	0	0	0	0	0	0	0	0	0	0	7
19:00	1	1	1	0	1	0	0	0	0	0	0	0	0	0	4
20:00	0	1	0	0	0	0	0	0	0	0	0	0	0	0	1
21:00	0	0	0	0	0	0	0	0	0	0	0	0	0	0	0
22:00	2	3	0	0	0	0	0	0	0	0	0	0	0	0	5
23:00	0	0	0	0	0	0	0	0	0	0	0	0	0	0	0
Total	30	39	20	5	3	0	0	0	0	0	0	0	0	0	97
Grand Total	30	39	20	5	3	0	0	0	0	0	0	0	0	0	97

15th Percentile : 8 MPH
 50th Percentile : 18 MPH
 85th Percentile : 24 MPH
 95th Percentile : 28 MPH

Stats
 Mean Speed(Average) : 17 MPH
 10 MPH Pace Speed : 16-25 MPH
 Number in Pace : 59
 Percent in Pace : 60.8%
 Number of Vehicles > 25 MPH : 8
 Percent of Vehicles > 25 MPH : 8.2%

Stahl Sheaffer Engineering, LLC

3939 South Atherton Street, Suite B
 State College, PA 16801
 Tel. 814-689-1562
 www.sse-llc.com



Site Code: 765

S. Burrowes St
 btw W. Prospect Ave and W. Hamilton Ave

Start Time	17-Nov-08		Tue		Wed		Thu		Fri		Sat		Sun		Week Average	
	SB	NB	SB	NB	SB	NB	SB	NB	SB	NB	SB	NB	SB	NB	SB	NB
12:00 AM	*	*	*	*	*	*	0	1	*	*	*	*	*	*	0	1
01:00	*	*	*	*	*	*	0	1	*	*	*	*	*	*	0	1
02:00	*	*	*	*	*	*	0	2	*	*	*	*	*	*	0	2
03:00	*	*	*	*	*	*	0	0	*	*	*	*	*	*	0	0
04:00	*	*	*	*	*	*	0	1	*	*	*	*	*	*	0	1
05:00	*	*	*	*	*	*	0	0	*	*	*	*	*	*	0	0
06:00	*	*	*	*	*	*	1	1	*	*	*	*	*	*	1	1
07:00	*	*	*	*	*	*	2	0	*	*	*	*	*	*	2	0
08:00	*	*	*	*	*	*	2	0	*	*	*	*	*	*	2	0
09:00	*	*	*	*	*	*	3	4	*	*	*	*	*	*	3	4
10:00	*	*	*	*	*	*	3	4	*	*	*	*	*	*	3	4
11:00	*	*	*	*	*	*	2	7	*	*	*	*	*	*	2	7
12:00 PM	*	*	*	*	*	*	2	5	*	*	*	*	*	*	2	5
01:00	*	*	*	*	*	*	3	6	*	*	*	*	*	*	3	6
02:00	*	*	*	*	*	*	1	4	*	*	*	*	*	*	1	4
03:00	*	*	*	*	*	*	2	6	*	*	*	*	*	*	2	6
04:00	*	*	*	*	*	*	3	7	*	*	*	*	*	3	7	
05:00	*	*	*	*	*	*	1	6	*	*	*	*	*	*	1	6
06:00	*	*	*	*	*	*	3	4	*	*	*	*	*	*	3	4
07:00	*	*	*	*	*	*	1	3	*	*	*	*	*	*	1	3
08:00	*	*	*	*	*	*	1	0	*	*	*	*	*	*	1	0
09:00	*	*	*	*	*	*	0	0	*	*	*	*	*	*	0	0
10:00	*	*	*	*	*	*	3	2	*	*	*	*	*	*	3	2
11:00	*	*	*	*	*	*	0	0	*	*	*	*	*	*	0	0
Lane Day	0	0	0	0	0	0	33	64	0	0	0	0	0	0	33	64
AM Peak Vol.							3	7							3	7
PM Peak Vol.							3	7							3	7

Comb. Total	0	0	0	97	0	0	0	97
ADT	ADT 97		AADT 97					